


MURPHY-RODGERS, INC.

MODEL MRWS CARTRIDGE TYPE COLLECTORS



**REVERSE
JET
CLEANING**

All Model MRWS Series Cartridge Type Collectors are equipped with MURPHY-RODGERS REVERSE JET CONTROLS.

An Automatic Solid State Sequence Timer actuates a series of solenoid valves, which in turn, activates the Diaphragm Valves at pre-set intervals. A surge of high pressure air is expelled from the surge chamber and purges each cartridge. Each valve is adjustable for both pulse frequency and pulse duration.

Venturi's on each cartridge induces secondary air flow for increased cleaning action. A photohelic gauge can be added to activate on pre-set pressure drop, thereby saving compressed air.

MRWS MODELS

FILTER AREA

MODEL	NO. CART.	NO. VALVES	FILTER AREA AT 110 EACH	FILTER AREA AT 185 EACH	FILTER AREA AT 225 EACH
MRWS-2CT	2	2	220 SQ. FT.	370 SQ. FT.	450 SQ. FT.
MRWS-4CT	4	2	440 SQ. FT.	740 SQ. FT.	900 SQ. FT.
MRWS-6CT	6	3	660 SQ. FT.	1,110 SQ. FT.	1,350 SQ. FT.
MRWS-9CT	9	3	990 SQ. FT.	1,665 SQ. FT.	2,025 SQ. FT.
MRWS-12 CT	12	3	1,320 SQ. FT.	2,220 SQ. FT.	2,700 SQ. FT.
MRWS-16CT	16	4	1,760 SQ. FT.	2,960 SQ. FT.	3,600 SQ. FT.
MRWS-20CT	20	4	2,200 SQ. FT.	3,700 SQ. FT.	4,500 SQ. FT.
MRWS-24CT	24	6	2,640 SQ. FT.	4,400 SQ. FT.	5,400 SQ. FT.
MRWS-32CT	32	8	3,520 SQ. FT.	5,920 SQ. FT.	7,200 SQ. FT.

6 scfm @ 60 psi

SIZE SPECIFICATIONS


(SUBJECT TO CHANGE WITHOUT NOTICE)

Dimensions are approximate. Check with factory for exact dimensions.

MODEL	LENGTH ACROSS FRONT	DEPTH FRONT TO BACK	HEIGHT LESS BLOWER	TYPE OF STORAGE
MRWS-2CT-T	41"	28"	51"	TRAY
MRWS-2CT-D	41"	28"	85"	(1) 15" BARREL
MRWS-4CT-T	41"	48"	51"	TRAY
MRWS-4CT-D	41"	48"	89"	(2) 15" BARREL
MRWS-6CT-2D	60"	48"	89"	(2) 15" BARREL
MRWS-9CT-4D	68"	60"	98"	(4) 15" BARREL
MRWS-12CT-4D	89"	60"	109"	(4) 15" BARREL
MRWS-16CT-6D	101"	79"	106"	(4) 15" BARREL
MRWS-20CT-6D	120"	80"	110"	(6) 15" BARREL
MRWS-24CT-8D	141"	80"	110"	(8) 15" BARREL
MRWS-32CT-12D	156"	80"	155"	(10) 15" BARREL

FEATURES


- EASILY REMOVED CARTRIDGES (No tools required)
- LOW PROFILE DESIGN
- CONTINUOUS REVERSE PULSE-JET CLEANING BY COMPRESSED AIR
- HIGH EFFICIENCIES
- LOW AIR-TO-CLOTH RATIOS
- CLEAN AIR RETURNED TO PLANT
- EASY TO ASSEMBLE AND INSTALL
- ALL WELDED, HEAVY GAUGE CONSTRUCTION
- WEAR PLATE AT DIRTY AIR ENTRY POINT
- LARGE HINGED ACCESS DOORS FOR EASY ACCESS TO CARTRIDGES
- 220 SQ. FT. TO 7,200 SQ. FT. OF FILTER MEDIA.
- REASONABLE COST
- LOW COST INSTALLATION
- INSIDE OR OUTSIDE INSTALLATION
- QUIET OPERATION
- MINIMUM MAINTENANCE
- 24 HRS./DAY - 7 DAY/WEEK CONTINUOUS OPERATION




1" Valves
7" □ and 8" □ Accumulator

MKWS-4 CT
Filter + Top
= 49.5" high

Std. Drum
= 22 1/2"
x 35" high





OPTIONAL EQUIPMENT

- VARIOUS HOPPER & BIN SIZES
- ROTARY AIR LOCK DISCHARGE
- SCREW CONVEYOR
- VARIOUS SIZES OF FAN/MOTOR ASSEMBLIES
- CFM RATINGS FROM 400 CFM to 14,400 CFM

ANOTHER FINE PRODUCT OF

MURPHY-RODGERS, INC.

DUST COLLECTORS & AIR POLLUTION CONTROL EQUIPMENT

2301 BELGRAVE AVE., HUNTINGTON PARK, CALIF. 90255

TELEPHONE (213) 587-4118

FAX (213) 583-9540

Distributed by:

WYNN ENVIRONMENTAL SALES CO

211 Camars Drive Warwick, PA 18974
(215) 442-9443 FAX (215) 442-9445