


SUMMIT MACHINE TOOL LLC



MODEL VS-350B



MODEL EVSH-560B



MODEL EVS-349B

VERTICAL MILLS

VS SERIES - EVS SERIES (ELECTRONIC VARIABLE SPEED)
EVSH-560B SERIES WITH HORIZONTAL SPINDLE

SUMMIT V-SERIES MILLS

The rugged Summit V-Series Vertical Mills have been engineered and manufactured from the finest components with the operator in mind. All the controls are centralized for ease of operation in either hand or power feed mode. Movement of the head to various angles is easily obtained.

Available in seven models to give you the choice that fits your machining requirements the best.

The standard mechanical variable speed models include the 3HP **VS-350B**, and the massive 5HP **VS-550B**.

The **EVS-349B** and **EVS-354B** are both 3HP models with Electronic Variable Speed for the utmost control; the **EVS-550B**, a massive 5HP model that provides instant speed control coupled with the brute strength and stability for heavy cuts and fine finishes in all types of materials.

Our newest additions include the 5HP **VSH-560B** & **EVSH-560B**, each with a horizontal spindle.

INCLUDED ACCESSORIES

- Oil Gun
- Screw Drivers
- Way Covers
- Clamping Kit
- Box End Wrench Set
- Halogen Work Light
- 6 R-8 Collets (on 3HP models)
- Built-in Coolant System
- Dual Voltage 220/440
- Open End Wrench Set
- Hex Key Wrench Set


OPTIONAL EQUIPMENT

- 2 Axis Electronic Digital Readouts (X & Y)
- 3 Axis Electronic Digital Readouts (X,Y, knee or quill)
- Longitudinal (X axis) Power Feed
- Cross (Y axis) Power Feed
- Knee (Z axis) Power Feed (VS-350B, EVS-349B & EVS-354B)
- Power Draw Bar (VS-350B, EVS-349B & EVS-354B)
- Drill Chuck with Arbor
- 12" Rotary Table
- Milling Machine Vise
- 6" Riser Block



COLUMN

The heavy one-piece base and column is a thick-walled Meehanite casting that is fully cross-ribbed for strength and rigidity. The built-in coolant tank is another added value feature of the Summit Vertical Mills.



KNEE & TABLE ASSEMBLY

The oversized knee, with its large ratio of strength to width, provides extra support for the table and saddle for large workpieces and heavy cuts. The precision ground table is provided with three T-slots for easy workpiece clamping.




CONTROL

The newly designed EVS control was created with machinists in mind: centrally located, easily accessible, larger display, and a power tapping mode. (EVS-349B & EVS-354B models)


STANDARD VARIABLE SPEED

- Heavy Meehanite cast construction
- Heavy box saddle
- Huge box type ways on knee
- Double table locks
- Turcite-B inserted guideways for extended machine life
- Complete electrics with low voltage controls for safer machine operation
- Way wipers for saddle & column
- Hardened & ground ways
- Hand & power spindle feeds
- Tilting and rotating head
- One-shot lubrication
- Low voltage controls
- Step pulley head
- Dovetail ways



VS-350B

- Hand & Power Spindle Feeds
- Tilting and Rotating Head
- Low Voltage Controls
- Mechanical Variable Speed Head
- Large Box Ways




VS-550B

- Hand & Power Spindle Feeds
- Rotating, Variable Speed Head
- Power Raise On Knee
- Power Draw Bar
- Complete Electrics With Low Voltage Controls

ELECTRONIC VARIABLE SPEED

- Inverter Duty, High Energy - High Efficiency Motors For Lower Utility Costs, Save Up To 35%
- Fewer Moving Parts In The Head For Less Maintenance And Down Time
- Cogged Drive Belt To Prevent Belt Slippage And Extend Tool Life
- Centrally Located Controls For Ease Of Operation
- Immediate Response Speed Control (0 - Full Speed In 4 Sec.)

- Full Range Rpm Selection. Tweak Up Or Down To Prevent Chatter And Prolong Tool Life
- Electronic Inverter Controlled Braking For Reduced Set-Up Time
- "Turcite-B" Inserted Guideways For Extended Machine Life
- Complete Electrics With Low Voltage Controls For Safer Machine Operation



EVS-349B

- Full 3HP Motor With Electronic Variable Speed
- 220v/3ph/60hz Standard; 440/3ph/60hz Or 220v Single Phase Optional (At Extra Cost)
- 9" X 49" Table
- Includes: Coolant System, Halogen Worklight, Complete Electrics, Clamp Kit & Collets

EVS-354B


- Huge Box Ways On Knee
- Draw Bar
- 10" X 54" Table
- Includes: Coolant System, Halogen Worklight, Complete Electrics, Clamp Kit and Collets

HORIZONTAL SPINDLE

- Yaskawa Compact AC Inverter Drive
- One Shot Lubrication
- Fan-Cooled Electrical Enclosure
- Heavy “Meehanite®” Cast Iron Construction For Excellent Damping

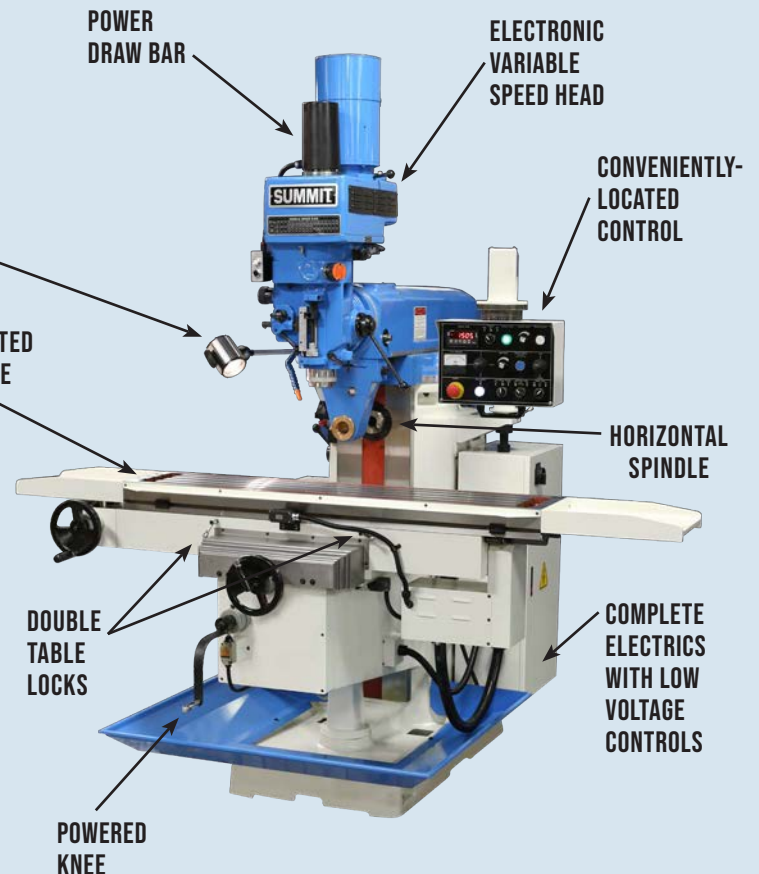
- Heavy Meehanite cast construction
- Hardened & ground ways
- Heavy box saddle
- Huge box type ways on knee
- Double table locks
- Turcite-B inserted guideways for extended machine life

- Complete electrics with low voltage controls for safer machine operation
- Way wipers for saddle & column
- Hand & power spindle feeds
- Rotating head
- One-shot lubrication



EVS-550B

- Huge Box Ways On Knee
- Power Raise On Knee
- Power Draw Bar
- 11" X 52" Table
- Includes: Coolant System, Halogen Worklight, Complete Electrics, Clamp Kit

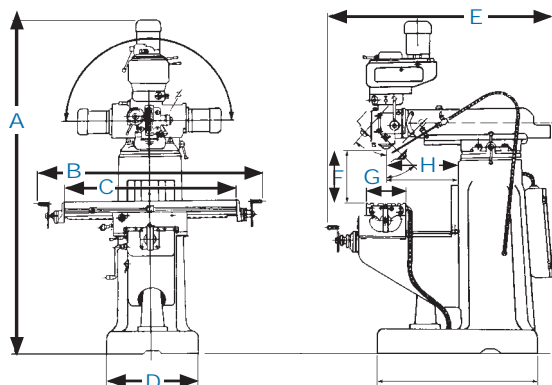


MODEL EVS-560 HV PICTURED

VSH/EVSH-560B

- **3HP Horizontal Spindle**
- Full 5HP Vertical Motor With Mechanical or Electronic Variable Speed
- 12" X 60" Table
- X & Y Axis Power Feeds
- Power Draw Bar
- Includes: Coolant System, Halogen Worklight, Complete Electrics, Clamp Kit

SPECIFICATIONS V-SERIES MILLS



VERTICAL MILL DIMENSIONS						
	VS-350B	VS-550B	EVS-349B	EVS-354B	EVS-550B	EVSH-560B
A	92"	100"	88"	92"	101"	101"
B	67"	69"	66"	71"	69"	77"
C	50"	52"	50.7"	54"	52"	60"
D	24"	24"	24"	24"	24"	24"
E	78"	80"	78"	78"	80"	80"
F	0 - 18.5"	0 - 22"	0 - 17.5"	0 - 18.5"	0 - 22"	5.1" - 22.6"
G	10"	11"	9"	10"	11"	12"
H	6.25" - 28.25"	8" - 32"	4.25" - 19.25"	6.25" - 28.25"	8" - 32"	10" - 32"

SPECIFICATIONS		EVS-349B	EVS-354B	VS-550B	EVS-550B	VSH-560B/ EVSH-560B
VERTICAL SPINDLE	MOTOR SIZE	3 HP	3 HP	5 HP		5 HP
	SPEEDS - NO.	INF. VAR.	INFINITELY VARIABLE	INFINITELY VARIABLE		INFINITELY VARIABLE
	SPEEDS - RANGE	0 - 4300 RPM	60-4200 RPM 0-4300 RPM	80-3500 RPM	0-3650 RPM	85-3150 RPM 0-3650 RPM
	SPINDLE TAPER	R-8	R-8	#40	#40	#40 #40
	SPINDLE TRAVEL	5" / 130mm	5" / 130mm	5.5" / 140mm		5.5" / 140mm
FEED RANGE		.0015 / .003 / .006 IPR		.0015 / .003 / .006 IPR		
HEAD MOVEMENT (SIDE TO SIDE)		+/- 90°	+/- 90°	+/- 90°	+/- 90°	+/- 90° +/- 90°
HEAD MOVEMENT (FRONT TO BACK)		+/- 45°	+/- 45°	N/A	N/A	N/A N/A
HORIZONTAL SPINDLE	MOTOR SIZE	N/A	N/A	N/A	N/A	3 HP
	SPEEDS, (NO.) RANGE	N/A	N/A	N/A	N/A	(8) 80 - 1355
	SPEEDS - RANGE	N/A	N/A	N/A	N/A	80 - 1355
	SPINDLE TAPER	N/A	N/A	N/A	N/A	#40
TABLE SIZE (W x L x H)		9" x 49" x 3 1/8" 230x1245x80mm	10" x 54" x 3 1/8" 254 x 1372 x 80mm	11" x 52" x 3 1/8" 280 x 1320 x 80mm		12" x 60" x 3 1/8" 305 x 1525 x 80mm
TABLE FEED (LONGITUDINAL)		31" / 790mm	40" / 1016mm	32" / 810mm		47.2"/1200mm
TABLE FEED (CROSS)		13" / 330mm	16" / 405mm	16" / 405mm		18" / 460mm
MAX. WEIGHT OF WORKPIECE		850 lbs	850 lbs	1100 lbs		1500 lbs
ROTATION OF OVER ARM		360 degrees	360 degrees	360 degrees		N/A
OVERARM ADJUSTMENT		15" / 380mm	22" / 560mm	24" / 610mm		24" / 610mm
SPINDLE NOSE TO TABLE		0 - 17.5"	2.5" - 18.5" / 65 - 470mm	2" - 22" / 50 - 560mm		5.1" - 22.6" / 130 - 575mm
WEIGHT		2,200 lbs	2,900 lbs	3,740 lbs		5,720 lbs

WARRANTY: A copy of Summit Machine Tool LLC's standard written warranty is attached to each Summit Machine. Call or write to Summit for a copy or for further information concerning Summit's standard warranty. All purchases are subject to Summit's standard written warranty. Specifications are subject to change without notice.

POINT OF OPERATION GUARDING is the responsibility of the end user. For information contact your local OSHA office.

SUMMIT MACHINE TOOL LLC

518 N Indiana Ave • Oklahoma City, OK 73106

MAIN 405.235.2075

FAX 405.232.5169



FOR MORE INFORMATION CALL 1-800-654-3262

WWW.SUMMITMACHINETOOL.COM