

FIBER LASER CUTTING MACHINE

i7 photo

Laser Power

3kw

Freight&Tariff

Included

Installation & Training Cost

Included

Consumable box

Included

Flow box

Included

Transportation

By Sea

Loading Container

1*40'HQ

Payment Terms

30% down payment, 70% before shipment.

Warranty

Five years warranty for laser source and laser head
Three years warranty for main parts
One year free labor

Optional

Fume filter with spark trap

Air Compressor with ATH filters group

3kw/6kw

Spare cutting head

Basic Parameter

Working area

3048mm*1524mm (5'x10')


Max. linkage speed

91m/min (298'/min)

Intelligent Function



Remnant Typesetting	Yes
Bodor Lightning perforation technology	Yes
High Speed Cutting Expert Database	Yes
Touchscreen Display	Yes
Automatic adjustment of cutting gas pressure	6KW and above: O ₂ 、N ₂ 、air
Auto-focus of laser head	Yes
Laser cutting technology expert database	Yes
Ergonomic Remote Control (Bodor Mango®)	Yes
Active anti-collision function	Yes
Intelligent anti-shake	Yes
High quality Cutting Expert Database	Yes
Mineral casting anti burning	Yes
Anti-slag Protection	Yes
Gas-saving steady flow nozzle	Yes
Intelligent maintenance reminder	Yes
WIFI internet connection	Yes
Bodor Cloud sevice	Yes
Performance	
Requirements for sheet	Plate thickness \geq 0.8mm
Max. acceleration	1.5G
Table load bearing	900kg
Machine overall dimensions	4955mm×2320mm×2200mm (\approx 16'x7.6'x7.2')
Overall weight	4980kg
Z axis travel	120mm (\approx 4.7")
Positioning accuracy	\pm 0.05mm/m
Repositioning accuracy	\pm 0.03mm
Φ30mm roundness	\leq 0.15mm

<input type="checkbox"/> 30mm adjacent side dimension difference	≤0.06mm
<input type="checkbox"/> 190mm adjacent side dimension difference	≤0.15mm
<input type="checkbox"/> 190mm diagonal size difference	≤0.20mm
Configuration	
Laser source	BodorPower
Laser head	BodorGenius
Bed functions	Electric bed
Machine bed	Tenon and mortise structure bed
Linear Rails	Bodor
Rack	Bodor
X-axis、Y-axis、Z-axis、A-axis Servo motor and driver	Bodor
Protective Enclosure	Yes
Control system	BodorThinker
Display size	21.5 inches
Door-open Protection	Yes
Intelligent alarm	Yes
Water Chiller	Yes
Centrifugal fan	Yes
Power Requirements	220V/440V/480V 60HZ 3PHASE (Up to Clients Power Requirement)
Total power capacity/current with 3KW source (380V)	24.8kW/46.3A
i7 Photo	










Cutting Samples



Key Configuration Photos



Mortise-and-tenon welding structure machine bed	Stretched Aluminum Gantry	21.5 inches Display
		
BodorPower Laser Source	BodorGenius Laser Cutting Head	BodorThinker Control System
		
Air Compressor (Optional)	Fume Filter (Optional)	
Cutting Parameters		

Power	Thickness (mm)	1	2	3(1/8")	4	5	6(1/4")	8	10	12(1/2")	14	16	18	20	25(1")	30	35	40	45	50(2")	60	70	80	90	100(4")	110
Carbon steel (Q235A) Q2	50kW	9-11	5-7.5	3.5-6.5	3.5-5	3.3-4.8	3-4.5	2.5-3.6	2.2-2.8	1.6-2.1	1.6-2.0	1.5-2.0	1.4-2.0	1.5-1.9	1.0-1.6	1.1-1.4	0.9-1.1	1.0-1.2	0.9-1.1	0.6-1.0	0.4-0.8	0.3-0.5	0.2-0.3	0.2-0.3	0.1-0.2	
	30kW	9-11	5-7.5	3.5-6.5	3.5-5	3.3-4.8	3-4.5	2.5-3.6	2.2-2.8	1.6-2.1	1.6-2.0	1.5-2.0	1.4-2.0	1.5-1.9	1.0-1.6	1.1-1.4	0.9-1.1	0.8-1.0	0.5-0.9	0.4-0.8	0.2-0.6	0.2-0.3	0.2-0.3	0.1-0.2		
	22kW	9-11	5-7.5	3.5-6.5	3.5-5	3.3-4.8	3.0-4.2	2.5-3.5	2.0-2.7	1.6-2.1	1.5-2.0	1.4-2.0	1.4-2.0	1.5-1.9	1.0-1.6	0.8-1.4	0.6-1	0.5-0.9	0.3-0.5	0.2-0.5	0.2-0.3	0.1-0.3				
	12kW	9-11	5-7.5	3.5-6.5	3.5-5	3.3-4.8	3.0-4.2	2.5-3.5	2.2-2.7	1.2-2.1	1.7-1.9	1.2-1.7	1.0-1.8	0.6-1.5	0.5-1.2	0.3-1.0	0.3-0.7	0.2-0.4	0.2-0.3	0.15-0.25						
	6000W	8-10	5-7.5	3.5-5	3.0-4.5	3.0-4.2	2.5-3.5	2.2-3.2	1.8-2.5	1.2-2.1	1.2-1.8	0.8-1.5	0.6-1.2	0.5-0.8	0.3-0.55	0.2-0.3										
3000W	8.0-10	5.5-7.5	3.0-4.0	2.8-3.5	2.6-3.2	2.5-2.6	1.6-1.8	1.4-1.6	1.0-1.4	0.8-0.9	0.7-0.8	0.6-0.7	0.5-0.6													
Power	Thickness (mm)	1	2	3(1/8")	4	5	6(1/4")	8	10	12(1/2")	14	16	18	20	25(1")	30	35	40	45	50(2")	60	70	80	90	100(4")	110
Stainless steel (301) #2	50kW	72-100	60-75	45-65	35-45	30-35	25-30	25-30	18-22	16-18	11-15	11-13	9-11	8-10	6-7	4-5	2.8-3.5	2-2.5	1-1.5	0.6-1	0.4-0.6	0.35-0.5	0.2-0.4	0.2-0.3	0.1-0.2	0.1-0.2
	30kW	72-100	50-75	38-55	30-40	25-32	20-29	15-20	12-17	9-14	7-11	5-9	3-8	3-7	2-4.5	1.5-3.2	1.0-1.5	0.8-1.7	0.6-1.0	0.25-0.5	0.2-0.3	0.17-0.3	0.15-0.3	0.1-0.2	0.07-0.1	0.07-0.1
	22kW	72-100	50-75	38-55	25-35	24-32	20-25	15-19	10-13.5	8.0-10	6.0-8.5	4.0-6.0	3.0-3.5	2.0-3.0	1.5-2.2	1.2-1.5	0.4-0.8	0.3-0.6	0.2-0.6	0.2-0.5	0.1-0.3	0.1-0.3	0.1-0.3	0.1-0.2		
	12kW	70-85	40-66	35-45	20-32	18-25	12-15	8-12	6.0-8.0	4.0-5.5	3.0-5.0	2.2-2.8	1.2-2.0	1.0-1.6	0.5-0.8	0.3-0.6	0.3-0.5	0.3-0.5	0.2-0.4	0.1-0.2						
	6000W	42-52	20-33	15-22	10-15	7.0-12	4.8-9.0	3.0-4.0	1.6-2.5	0.8-1.5	0.6-1.2	0.5-1.0	0.4-0.8	0.3-0.6	0.2-0.4											
3000W	30-55	12-30	6.0-10.0	4.0-6.0	3.0-5.0	2.0-3.2	1.0-1.8	0.5-0.85	0.4-0.5																	
Power	Thickness (mm)	1	2	3(1/8")	4	5	6(1/4")	8	10	12(1/2")	14	16	18	20	25(1")	30	35	40	45	50(2")	60	70	80	90	100(4")	
Aluminum #2	50kW	70-100	40-70	35-60	30-45	22-35	18-32	12-23	7-16	4.5-12	3-8	2.5-6	1.8-2.2	1.5-2	0.8-1.5	0.6-1.2	0.4-0.9	0.4-0.6	0.4-0.5	0.3-0.4	0.2-0.4	0.1-0.3	0.1-0.3	0.1-0.2	0.1-0.2	
	30kW	70-100	40-70	35-60	30-45	22-35	18-32	12-23	7-16	4.5-12	3-8	2.5-6	1.8-2.2	1.5-2	0.8-1.5	0.6-1.2	0.4-0.9	0.4-0.6	0.4-0.5	0.3-0.4	0.2-0.4	0.1-0.3	0.1-0.3	0.1-0.2	0.1-0.2	
	22kW	70-100	40-70	35-60	30-43	22-35	18-28	12-20	7.0-12.0	4.5-6.5	3.0-4.0	2.5-3.5	1.8-2.2	1.5-2.0	0.8-1.5	0.6-1.2	0.4-0.9	0.3-0.5	0.3-0.4	0.2-0.4	0.2-0.4	0.1-0.3				
	12kW	60-85	38-50	30-40	20-30	15-25	10-15	7.0-12	4.5-8.0	4.0-5.0	1.8-2.7	1.5-2.5	1.0-1.8	0.9-1.5	0.6-0.9	0.3-0.8	0.3-0.6	0.3-0.4	0.2-0.3	0.1-0.2						
	6000W	42-55	20-40	15-25	9.5-12	5.0-8.0	3.8-5.0	2.0-2.5	1.0-1.5	0.8-1.3	0.9-1.2	0.5-0.8	0.5-0.7	0.5-0.7	0.3-0.5											
3000W	25-30	13-20	6.5-7.5	3.5-5.0	2.5-3.5	1.5-2.5	0.7-1.0																			
Power	Thickness (mm)	1	2	3(1/8")	4	5	6(1/4")	8	10	12(1/2")	14	16	18	20	25(1")	30	35	40	45	50(2")	60	70	80	90	100(4")	
Brass #2	50kW	65-75	40-60	30-45	25-38	22-31	15-25	12-18	8-14	5-10	4.5-8.5	4-6.5	3-5.5	2-4	1.5-3	1-1.5	0.5-1	0.5-0.8								
	30kW	65-75	40-60	30-45	25-38	22-31	15-25	12-18	8-14	5-10	4.5-8.5	4-6.5	3-5.5	2-4	1.5-3	1-1.5	0.5-1	0.5-0.8								
	22kW	65-75	40-60	25-40	20-35	20-28	12-20	9.0-12	6.0-10	3.0-4.5	1.8-4.0	1.5-3.0	1.0-2.5	0.4-2.0	0.3-0.5	0.2-0.4	0.1-0.2									
	12kW	55-65	38-42	18-30	15-20	10-15	6.0-8.0	5.0-7.0	4.5-6.0	2.4-4.0	0.8-1.5	0.6-1.2	0.4-0.6	0.3-0.5												
	6000W	35-45	20-30	12-18	8.0-12.0	6.0-8.0	3.0-6.5	1.6-2.2	0.8-1.2	0.3-0.5	0.3-0.5															
3000W	20-30	6.0-10	3.0-8.0	2.5-4.0	1.5-2.0	1.0-1.8																				

Packing Photos



Packing in Factory

In Container

In Container Yard

ABOUT BODOR

A company of over 2,000 people only focusing on fiber laser cutting machines.

Local Sales & Engineer Service team in American.

Over 150 backbone researchers only into laser field.

Bodor Super Factory covers over 60, 000 m².

Exports of fiber laser cutting machine are No.1 in China.

Users of over 150 countries are happy with Bodor.

Leading Manufacturer

World Brand

Bodor gains patents and certifications (CSA, cTUVus, CE, FDA, ISO 9001, BV, SGS, etc.)



Won the German IF Award at the International Industry Awards in 2019.
Won the German Red Dot Award at the International Industry Awards in 2018.
Won the China Red Star Design Award, National High-tech Zone Gazelle Enterprise in 2016.
International awards 10+; industry awards 50+; patent certificates 130+.



Honors

Bodor China



Bodor USA

