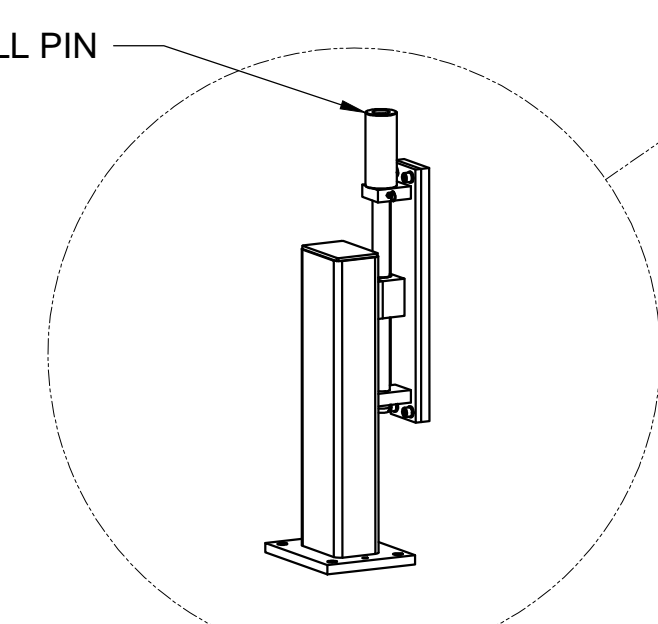


**SPECIFICATIONS**

COIL WEIGHT	40,000# MAX.
COIL WIDTH	UP TO 36"
COIL O.D.	72" MAX.
COIL O.D.	42" MIN.
COIL I.D.	20-24"
MATERIAL TYPE	MRCS / HSLA 60 KSI MAX YIELD
MATERIAL THICKNESS	UP TO .187" @ 36"
FEED LENGTH ACCURACY	+/- .003
FEED DIRECTION	RIGHT TO LEFT
PASSLINE HEIGHT	48" +/- 5"
LINE SPEED	80 FPM
AIR SUPPLY	80 PSI MIN.
AIR CONSUMPTION	2.0 CFM, INTERMITTENT
ELECTRICAL	480V, 3PH, 60HZ, 150 AMPS
SAFETY GATES	INTERLOCKS DROP LINE OUT OF AUTO

REFERENCE VIEW OF TRACK LAYOUT



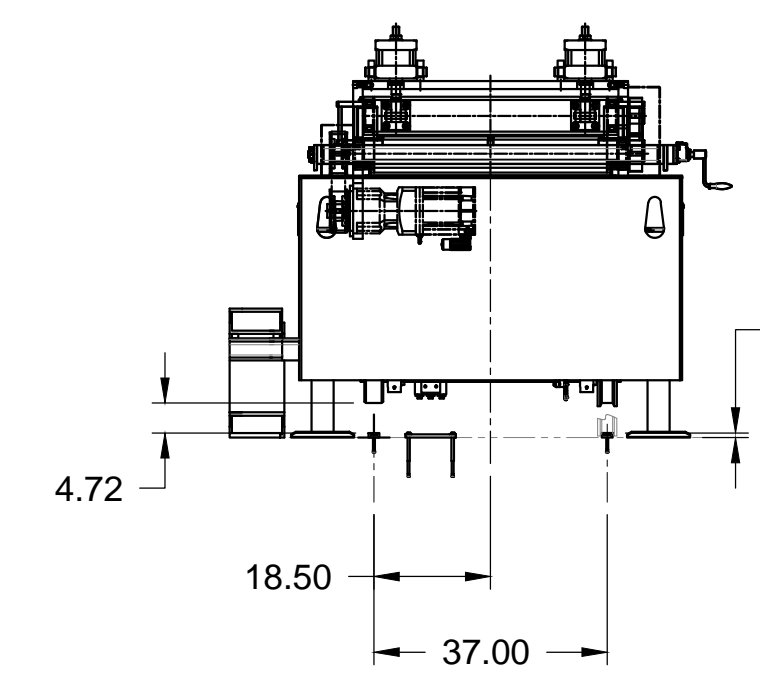
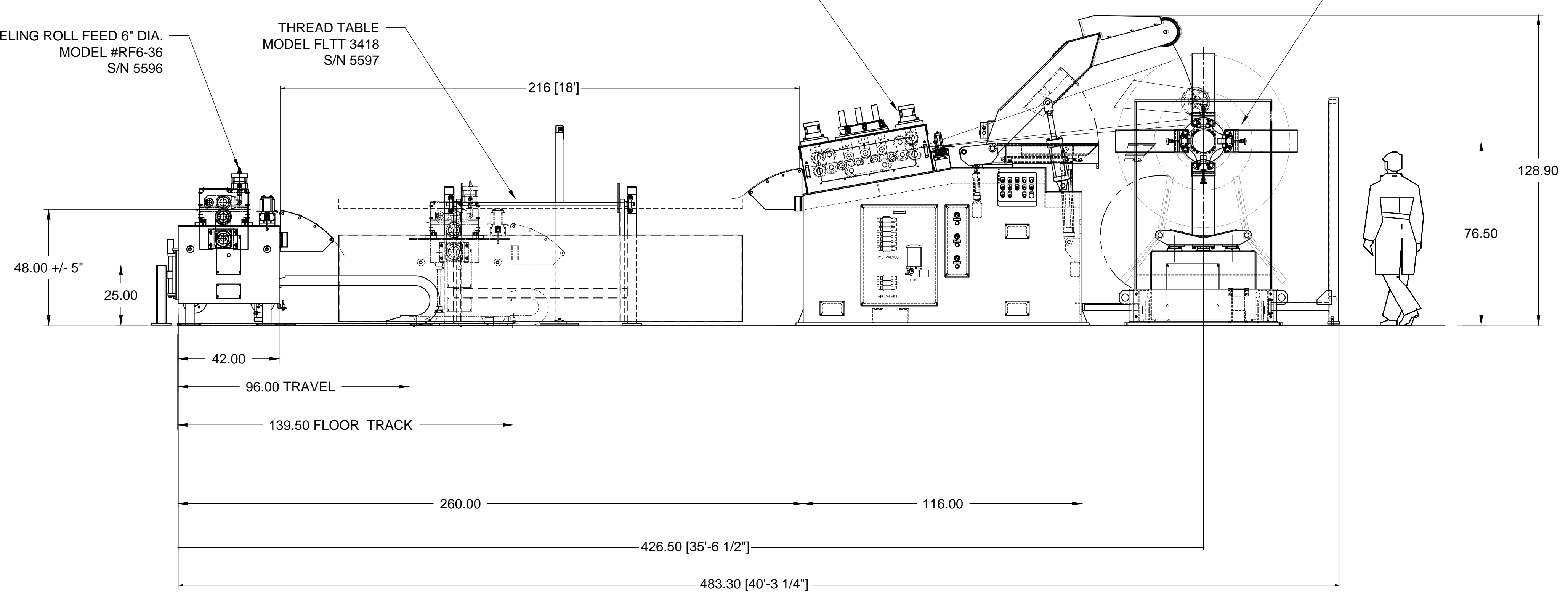
FEED MOUNT ASS'Y W/ REMOVABLE PIN (SCALE = 1/16)

4.25- 7 ROLL POWERED STRAIGHTENER MODEL #FLPS-4.25-7-36 S/N 5598

40,000 LB CAPACITY COIL REEL MODEL #R-40M-36 S/N 5599

TRAVELING ROLL FEED 6" DIA. MODEL #RF6-36 S/N 5596

THREAD TABLE MODEL FLTT 3418 S/N 5597



VIEW SHOWING TRACK MOUNTED TO FLOOR

**APPROVAL**

- APPROVED
- APPROVED AS NOTED
- NOT APPROVED - RESUBMIT

SIGNED BY: \_\_\_\_\_ DATE: \_\_\_\_\_



**MECHANICAL ENGINEERING DIVISION**

SCALE: 1/32	BY: BK	DATE: 03/31/15
-------------	--------	----------------

NAME: \_\_\_\_\_  
LINE LAYOUT  
E&E MFG, TN

NUMBER: 5596-99 LINE LAYOUT REVISION: \_\_\_\_\_

TOLERANCES UNLESS OTHERWISE SPECIFIED
FRACTIONAL - ±1/32
2 PLACE DIMS. - ±.01
3 PLACE DIMS. - ±.005
4 PLACE DIMS. - ±.0005
ANGLES - ±1/2°
BREAK ALL SHARP EDGES. REMOVE ALL BURRS. DO NOT SCALE DRAWING. WORK TO DIMS.

SIZE D	SHEETS 1 OF 1
--------	---------------

03/31/15	UPDATED TRACK TO FLOOR MOUNT	
	ADDED ENCLOSURE FOR SINGLE POWER DROP	
03/16/15	RELOCATED FEED MOUNT	BK
REV	DATE	REVISION RECORD DESCRIPTION BY