



Model EV450-14 Y1-Y2 Precision Press Brake

SPECIFICATIONS:

★ Capacity	450 Tons
★ Bed and Ram length	168"
★ Distance between housings	12'-5"
★ Adjustable stroke	10"
★ Maximum open height	20"
★ Closed Height	10"
★ Throat (gap)	12"
★ Below Grade	YES
★ Three working speeds:	
Fast Approach	<u>220 i. p. m.</u>
Pressing Speed	<u>20 i. p. m.</u>
Return Speed	<u>200 i. p. m.</u>
Motor HP	50
★ Approx. Dimensions:	180" L x 80" W x 150" H
★ Approx. Weight	55,000 lbs.
★ Ram repeatability	+,- .0004"



MADE IN THE U.S.A



Standard Features included in quote

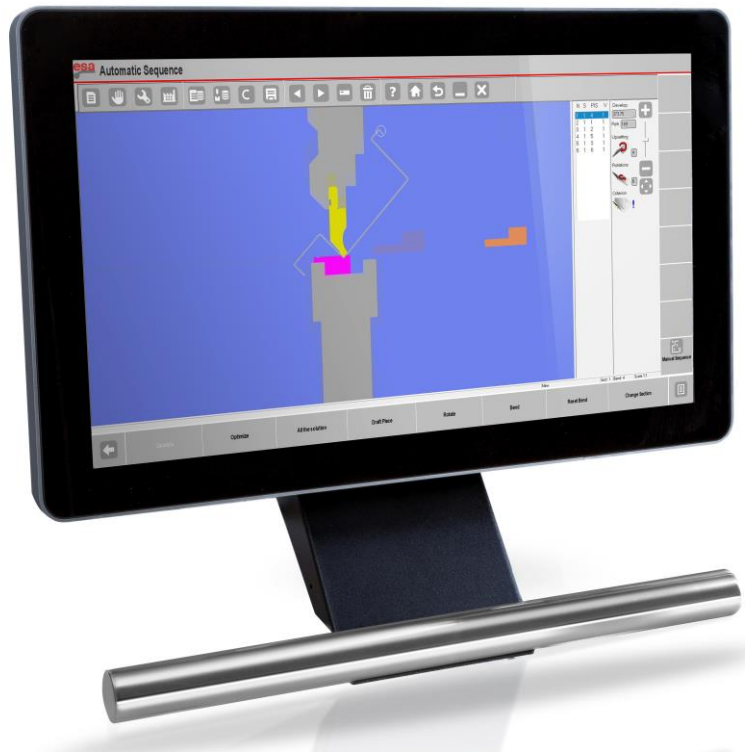
- ★ (2) 24" T-Slot Support Arms with imbedded scale
- ★ T-slot across front edge of brake bed
- ★ 12" Deep gaps in side frames for bending longer lengths with larger flanges
- ★ The parallelism between moving upper beam and fixed lower beam during is ensured by two precision proportional valves. controlled by the CNC control (axes Y1 and Y2).
- ★ Hydraulic drive including complete hydraulic system
- ★ Motor and controls. Electrics for 3/60/220/440. Low voltage at the controls. Emergency stop palm button.
- ★ All Components Readily Available from Your Local Suppliers
- ★ All component's original manufacturer and part number are included in machine manual so you will never have problems locating parts.
- ★ Typical 20-30 Year Lifetime
- ★ Manual ram clamps for American style tooling. *Available with Wila quick-change ram clamping optionally.*
- ★ Two day onsite training in contiguous U.S.
- ★ 29" travel, X axis, servo gauging system w/manual R/Z



Standard Features Included in quote

840 2D Graphical Control

- ★ Multi-touch touchscreen allowing operator to draw parts/tooling with finger/stylus
- ★ Remote support/service and diagnostics via ethernet
- ★ Windows 10 operating system
- ★ Fully 2D Graphical control w/touchscreen
- ★ 15" color screen on pendant
- ★ Crowning correction in degrees (*crowning sold separately*)
- ★ 2D identification of best bending sequences
- ★ 2D graphical Offline software for desktop programming
- ★ 2D collision detection
- ★ Unlimited job storage via USB & Ethernet
- ★ X, Y, R, Z1-Z2, X-Prime programmability
- ★ Readily accepts most tooling files
- ★ 30,000 hard drive programs
- ★ Programmable delay & retract at pinch point
- ★ Direct connection of optional *Mitutoyo* protractor and *Anglecheck* devices to allow process angle measurement
- ★ Inch/mm conversion
- ★ Auto return of ram included
- ★ Low speed retract included
- ★ Dwell/decompression included
- ★ Onsite training at customer's facility



Readily available

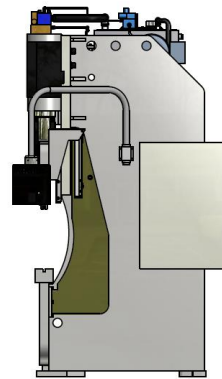
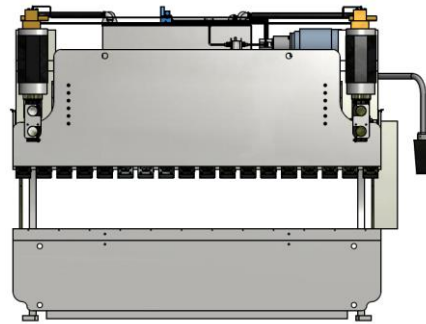
Off-the shelf controls

Available anywhere in the world

Standard Features Included in quote

Frame, Construction, Warranty

- ★ 5 Year Parts Warranty/5 Year Limited Labor Warranty / 2 Year CNC Control / Unlimited telephone support
- ★ Frame is an extremely heavy duty, welded fabrication minimizing deflection and crowning.
- ★ Extremely rigid movable beam for minimum deflection
- ★ Machine is flush floor mounted; no pit required
- ★ Built-in overload protection
- ★ The measuring of the ram position is made by two precision linear encoders located on each end of the upper beam. As the reference is always measured in relation to the bed, the ram position on bending depth is independent from the work length.



X Axis Servo Gauging System

- ★ X servo axis
- ★ 29" X axis travel
- ★ X axis
Speed: 15" per second
Accuracy: $\pm .003"$
- ★ Manual R + Manual Z
- ★ Gauge is rated for up to 450 ton x 14' capacity
- ★ Upgradeable to R, Z1-Z2, X-Prime, X1-X2, R1-R2 axes
- ★ Upgradeable to 39" travel
(longer travels are available)





Standard Features Included in quote

- ★ Y1-Y2-Axes +, - .0004" ram repeatability and programming of the ram position (vertical) as well as tilting +, - .750" (or more) for tapered bends (cones)
- ★ Front Gauging 2 each – 24" Front support arms with imbedded scales also includes t-slot across front edge
- ★ Groove in Bed and Ram Clamps for American Style Tooling (other styles avail.)
- ★ 5 Year Parts Warranty/2 Year CNC + 5 Year Limited Onsite Labor Warranty
- ★ Lifetime Telephone Support at No Charge
- ★ Manifold centralized lube system
- ★ Hand/Foot sequence w/footswitch for single operator
- ★ T-slot across front edge of brake bed
- ★ UL508A compliant
- ★ Programmable tonnage via the 840 control
- ★ Heavy duty, X axis, servo gauging system with 29" travel, manual R and manual Z
- ★ Training: 2 Day Onsite training for operation, maintenance, safety and insure proper physical installation of machine.

Note: machine must be fully leveled, bolted to floor, oil in reservoir and powered electrically prior to arrival of technician. *(\$1,000.00 per day for additional days)*

EV450-14 w/all features listed above for \$267,900.00

(FOB Clarksdale, MS)