HEATING INDUCTION SERVICES
PARKER

SHTS	TITLE
E001	INDEX
E002	HIGH VOLTAGE
E003	SPARE
E004	120VAC MAGNETICS
E005	24VDC MAGNETICS
E006	120 VAC CONTROL
E007	COMMUNICATION LAYOUT
E008	SPARE
E009	E-STOP SAFETY RELAY
E010	SERVO SAFETY RELAY
E011	SPARE
E012	LOAD SERVO #1
E013	LOAD SERVO #2
E014	UNLOAD SERVO
E015	SPARE
E016	SPARE
E017	PLC POWER SUPPLY
E018	PLC I/O MODULE
E019	PLC I/O MODULE
E020	PLC I/O MODULE
E021	PLC I/O MODULE
E022	FIELD I/O BALLUFF MASTER MODULE
E023	FIELD I/O IR ANALOG
E024	FIELD I/O
E025	FIELD I/O
E026	50 kW POWER SUPPLY #1 REMOTE I/O DIAGRAM
E027	50 kW POWER SUPPLY #1 REMOTE I/O DIAGRAM
E028	200 kW POWER SUPPLY #2 REMOTE I/O DIAGRAM
E029	200 kW POWER SUPPLY #2 REMOTE I/O DIAGRAM
E030	SPARE
E031	SPARE
E032	SPARE
E033	SPARE
E034	SPARE
E035	SPARE
E036	SPARE
E037	SPARE
E038	SPARE
E039	SPARE
E040	HMI ENCLOSURE
E041	SPARE
E042	MAIN SUB PLATE
E043	MAIN ENCLOSURE
P001	PNEUMATIC DIAGRAM

PARKER

DRAWN BY	WZ	TITLE			
DATE	6-14-2013				
DETAILED BY	WZ				
DATE	6-14-2013				
REV	DRAWING	SIZE	SCALE	SHEET TOTAL	SHEET
	HIS-1012-E01	D		44	1

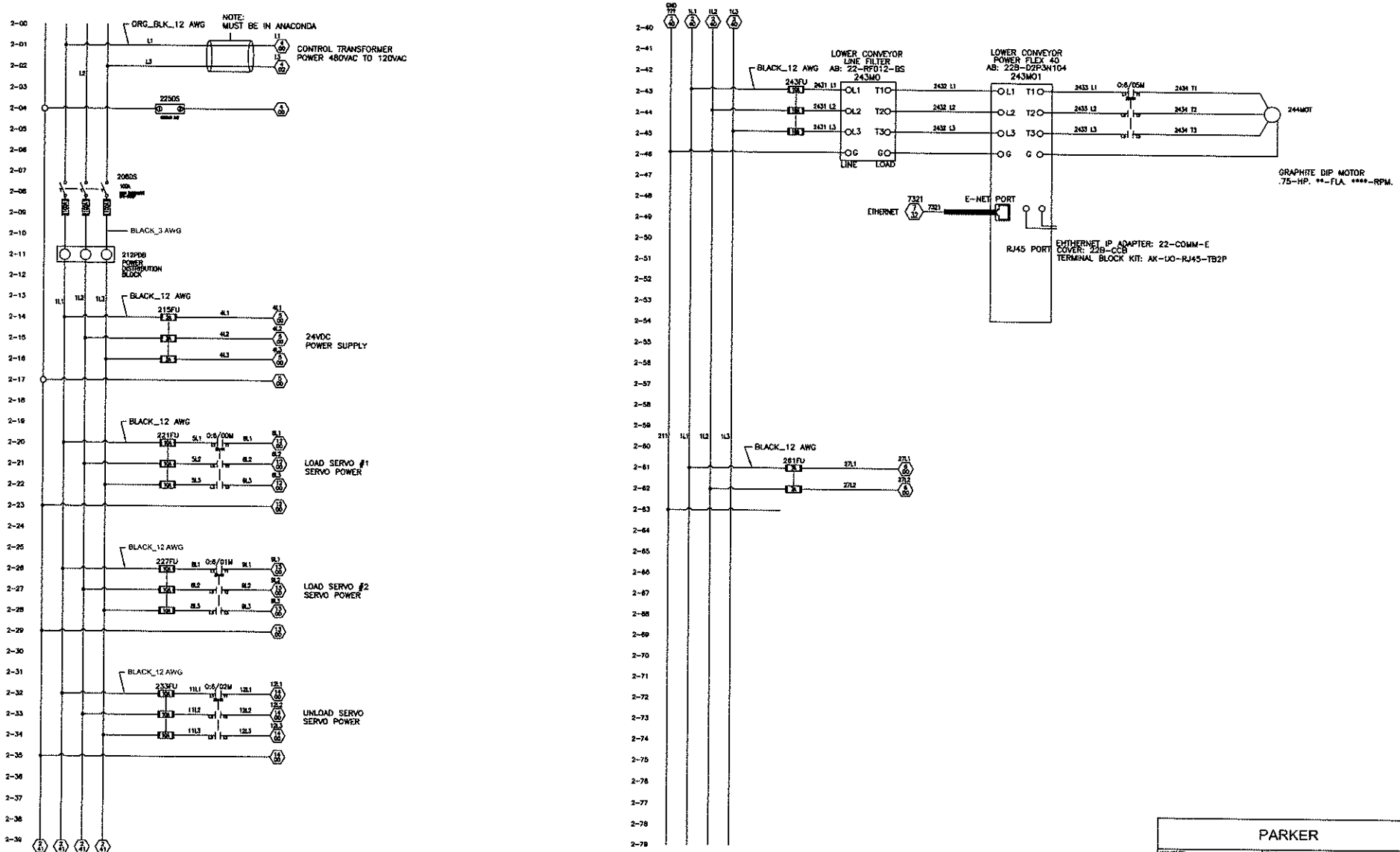
ORG_BLK_12 AWG
NOTE:
MUST BE IN ANACONDA
CONTROL TRANSFORMER
POWER 480VAC TO 120VAC
225DS
206DS
BLACK_3 AWG
212PDB
POWER
DISTRIBUTION
BLOCK
BLACK_12 AWG
215FU
24VDC
POWER SUPPLY
221FU
LOAD SERVO #1
SERVO POWER
227FU
LOAD SERVO #2
SERVO POWER
233FU
UNLOAD SERVO
SERVO POWER
LOWER CONVEYOR
LINE FILTER
AB: 22-RF012-BS
243MO
LOWER CONVEYOR
POWER FLEX 40
AB: 22B-D2P3N104
243MO1
243FU
244MOT
GRAPHITE DIP MOTOR
.75-HP. **-FLA. ****-RPM.
ETHERNET
E-NET PORT
RJ45 PORT
ETHERNET IP ADAPTER: 22-COMM-E
COVER: 22B-CCB
TERMINAL BLOCK KIT: AK-U0-RJ45-TB2P
261FU
PARKER
DRAWN BY: WZ
DATE: 6-14-2013
DETAILED BY: WZ
DATE: 6-14-2013
TITLE
REV
DWG NO: HIS-1012-E02
SIZE D
SCALE
SHEETS 44
SHEET 2

3-00
3-01
3-02
3-03
3-04
3-05
3-06
3-07
3-08
3-09
3-10
3-11
3-12
3-13
3-14
3-15
3-16
3-17
3-18
3-19
3-20
3-21
3-22
3-23
3-24
3-25
3-26
3-27
3-28
3-29
3-30
3-31
3-32
3-33
3-34
3-35
3-36
3-37
3-38
3-39

3-40
3-41
3-42
3-43
3-44
3-45
3-46
3-47
3-48
3-49
3-50
3-51
3-52
3-53
3-54
3-55
3-56
3-57
3-58
3-59
3-60
3-61
3-62
3-63
3-64
3-65
3-66
3-67
3-68
3-69
3-70
3-71
3-72
3-73
3-74
3-75
3-76
3-77
3-78
3-79

PARKER

DRAWN BY	WZ	TITLE	
DATE	6-14-2013		
DETAILED BY	WZ		
DATE	6-14-2013		
REV	DWG NO HIS-1012-E03	SIZE D	SCALE
		SHEET 44	SHEET 3

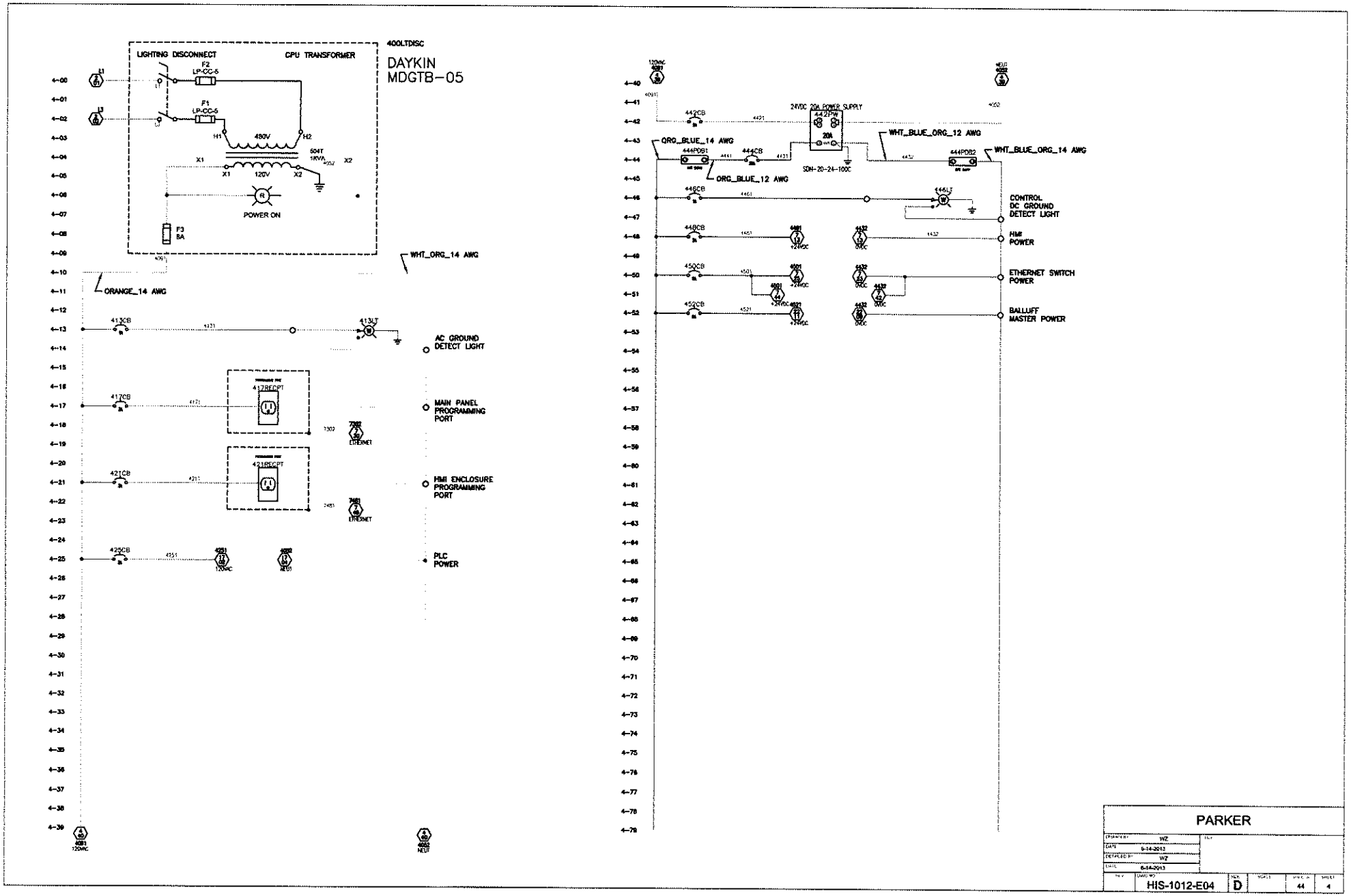

PARKER

DRAWN BY: WZ			
DATE 6-14-2013			
DETAILED BY: WZ			
DATE 6-14-2013			
REV	DWG NO HIS-1012-E04	SIZE D	SHEET 44 / 4

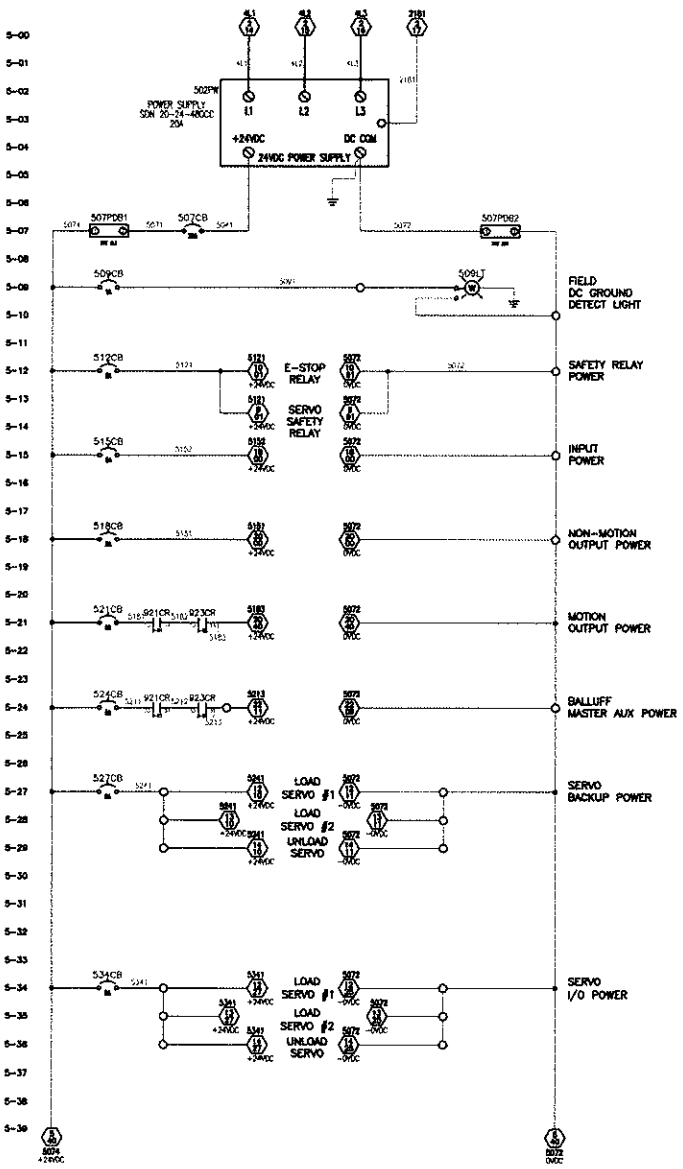



PARKER

DRAWN BY	WZ	TITLE	
DATE	6-14-2013		
CHECKED BY	WZ		
DATE	6-14-2013		
REV	DWG NO. HIS-1012-E05	REV D	SCALE
SHEET 5	OF 44		

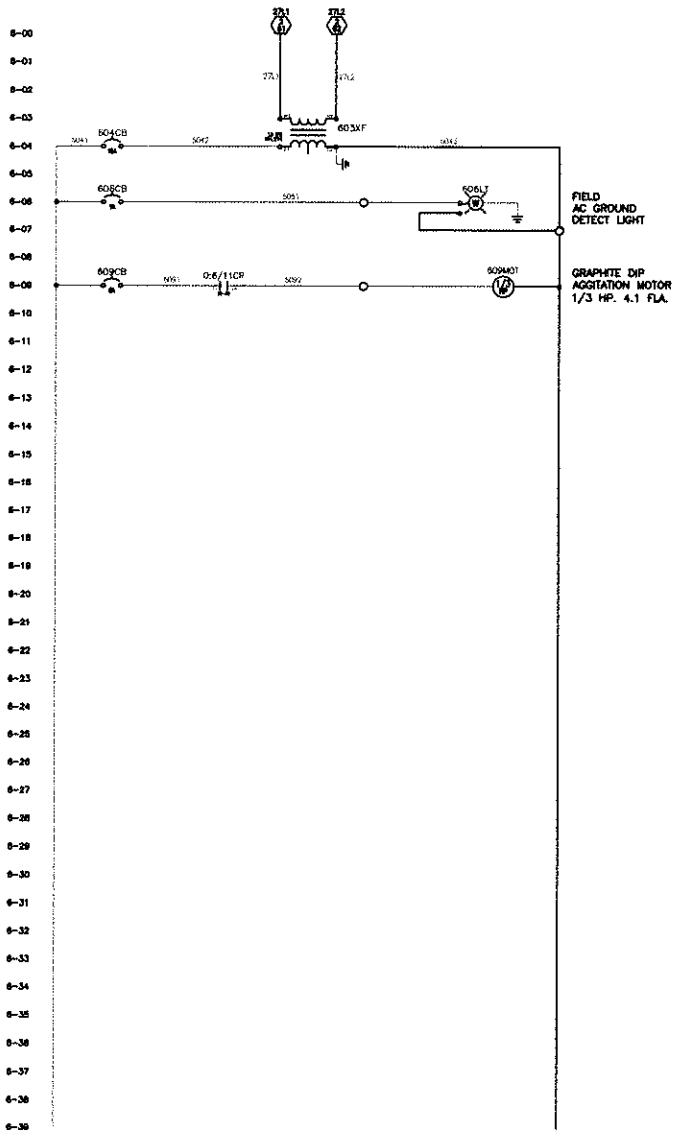

6-40
6-41
6-42
6-43
6-44
6-45
6-46
6-47
6-48
6-49
6-50
6-51
6-52
6-53
6-54
6-55
6-56
6-57
6-58
6-59
6-60
6-61
6-62
6-63
6-64
6-65
6-66
6-67
6-68
6-69
6-70
6-71
6-72
6-73
6-74
6-75
6-76
6-77
6-78
6-79

PARKER

DRAWN BY: WZ		TITLE			
DATE 6-14-2013					
DETAILED BY: WZ					
DATE 6-14-2013					
REV	DWG NO HIS-1012-E06	SIZE D	SCALE	SHEET 44	SHEET 6

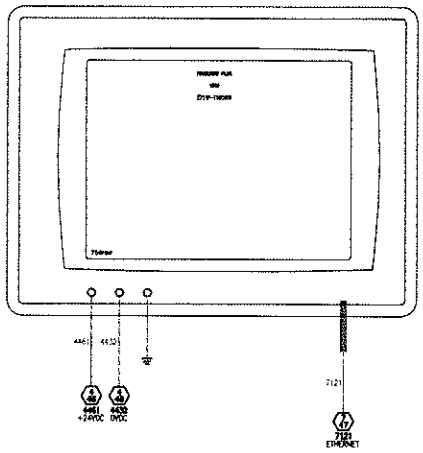

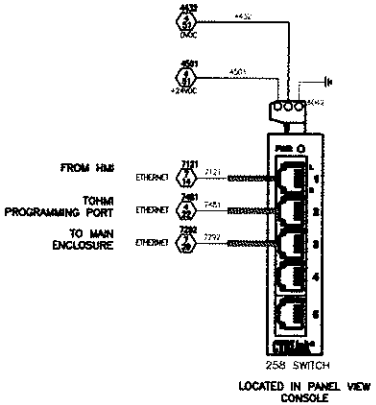

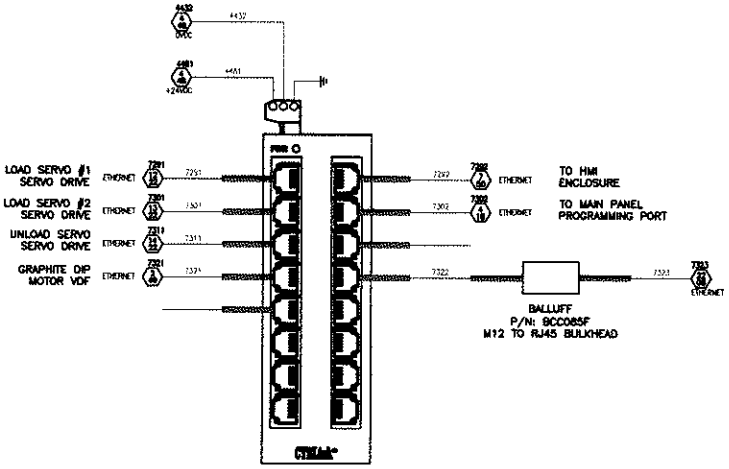

PARKER			
DRAWN BY: WZ		TITLE	
DATE: 6-14-2013			
DETAILED BY: WZ			
DATE: 6-14-2013			
REV	DWG NO HIS-1012-E07	SIZE D	SHEET 7

B-00
B-01
B-02
B-03
B-04
B-05
B-06
B-07
B-08
B-09
B-10
B-11
B-12
B-13
B-14
B-15
B-16
B-17
B-18
B-19
B-20
B-21
B-22
B-23
B-24
B-25
B-26
B-27
B-28
B-29
B-30
B-31
B-32
B-33
B-34
B-35
B-36
B-37
B-38
B-39

PARKER					
DRAWN BY: WZ	TITLE				
DATE 6-14-2013					
CHECKED BY: WZ					
DATE: 6-14-2013					
REV	DWG NO HIS-1012-E08	SIZE D	SCALE	SHEET 44	SHEET 8

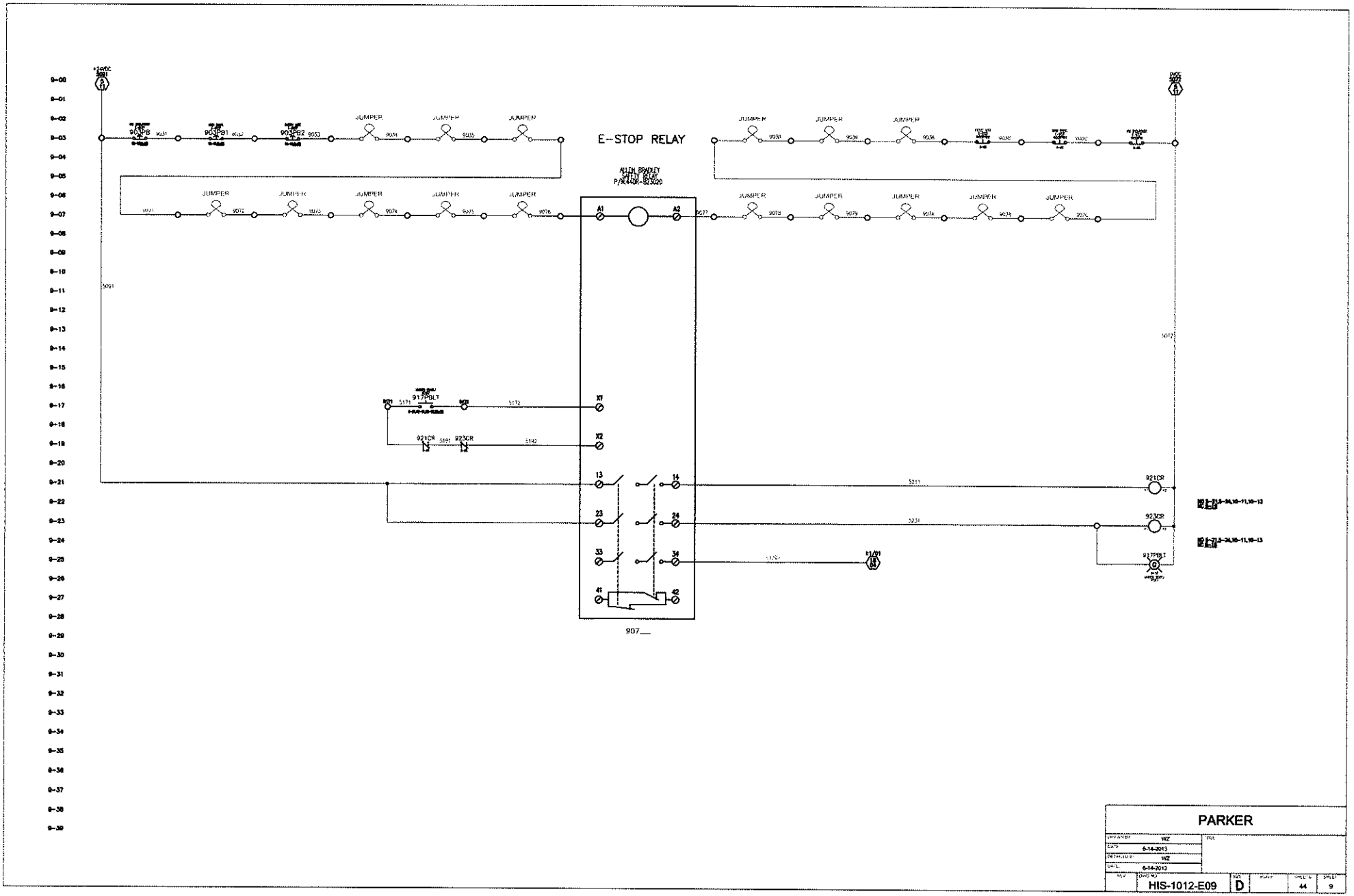

PARKER

DRAWN BY	WZ	TITLE	
DATE	6-14-2013		
DETAILED BY	WZ		
DATE	6-14-2013		
REV	DWG NO HIS-1012-E09	SIZE D	SHEET 44 / 9

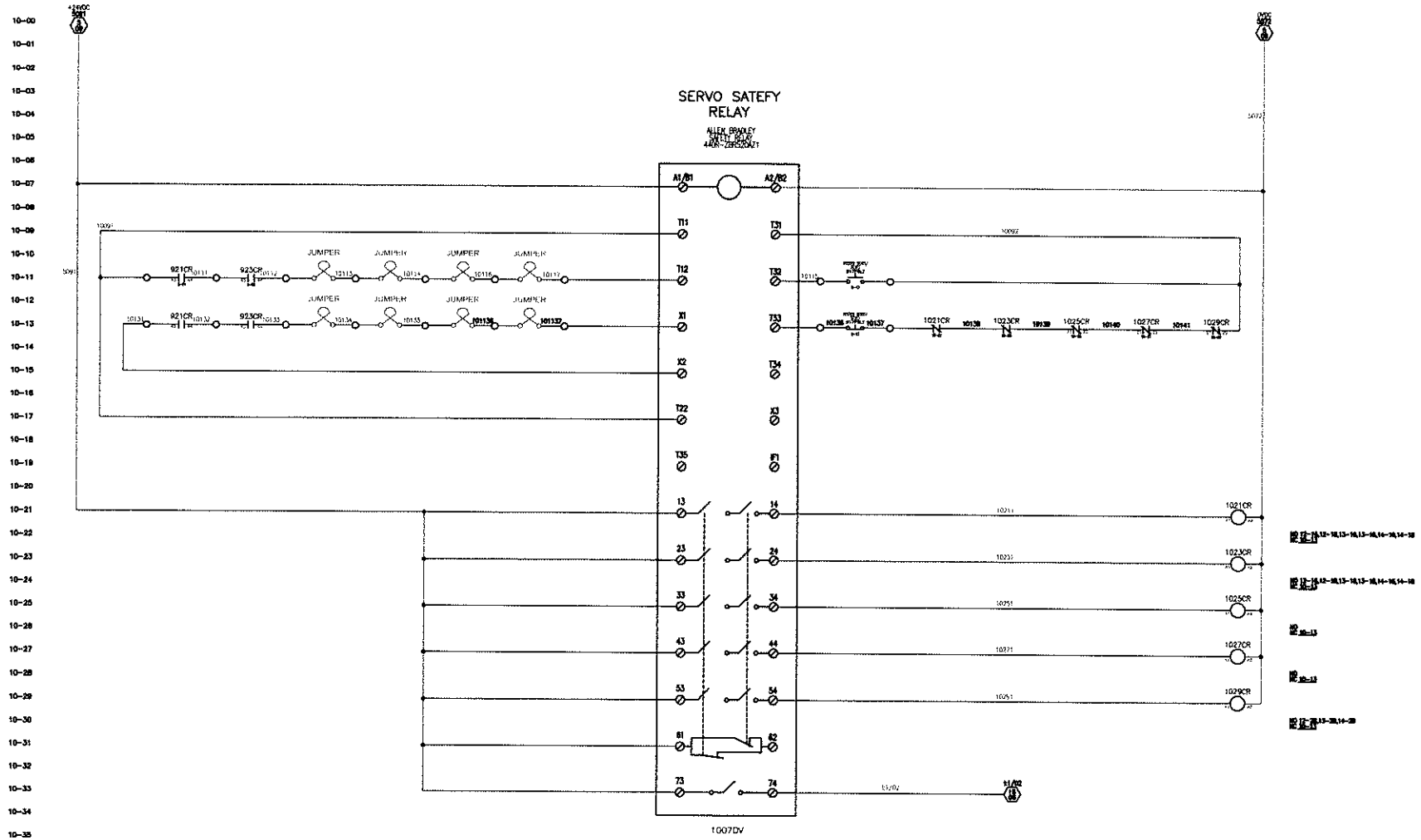

PARKER			
DRAWN BY WZ	TITLE		
DATE 6-14-2013			
DRAFTED BY WZ			
DATE 6-14-2013			
REV	DWG NO HIS-1012-E10	REV D	SHEET 44 / 10

11-00
11-01
11-02
11-03
11-04
11-05
11-06
11-07
11-08
11-09
11-10
11-11
11-12
11-13
11-14
11-15
11-16
11-17
11-18
11-19
11-20
11-21
11-22
11-23
11-24
11-25
11-26
11-27
11-28
11-29
11-30
11-31
11-32
11-33
11-34
11-35
11-36
11-37
11-38
11-39

11-40
11-41
11-42
11-43
11-44
11-45
11-46
11-47
11-48
11-49
11-50
11-51
11-52
11-53
11-54
11-55
11-56
11-57
11-58
11-59
11-60
11-61
11-62
11-63
11-64
11-65
11-66
11-67
11-68
11-69
11-70
11-71
11-72
11-73
11-74
11-75
11-76
11-77
11-78
11-79

PARKER

DRAWN BY: WZ		ALL	
DATE: 6-14-2013			
DETAILED BY: WZ			
DATE: 6-14-2013			
REV	DWG NO: HIS-1012-E11	SIZE: D	SCALE
SHEET 11 OF 44			

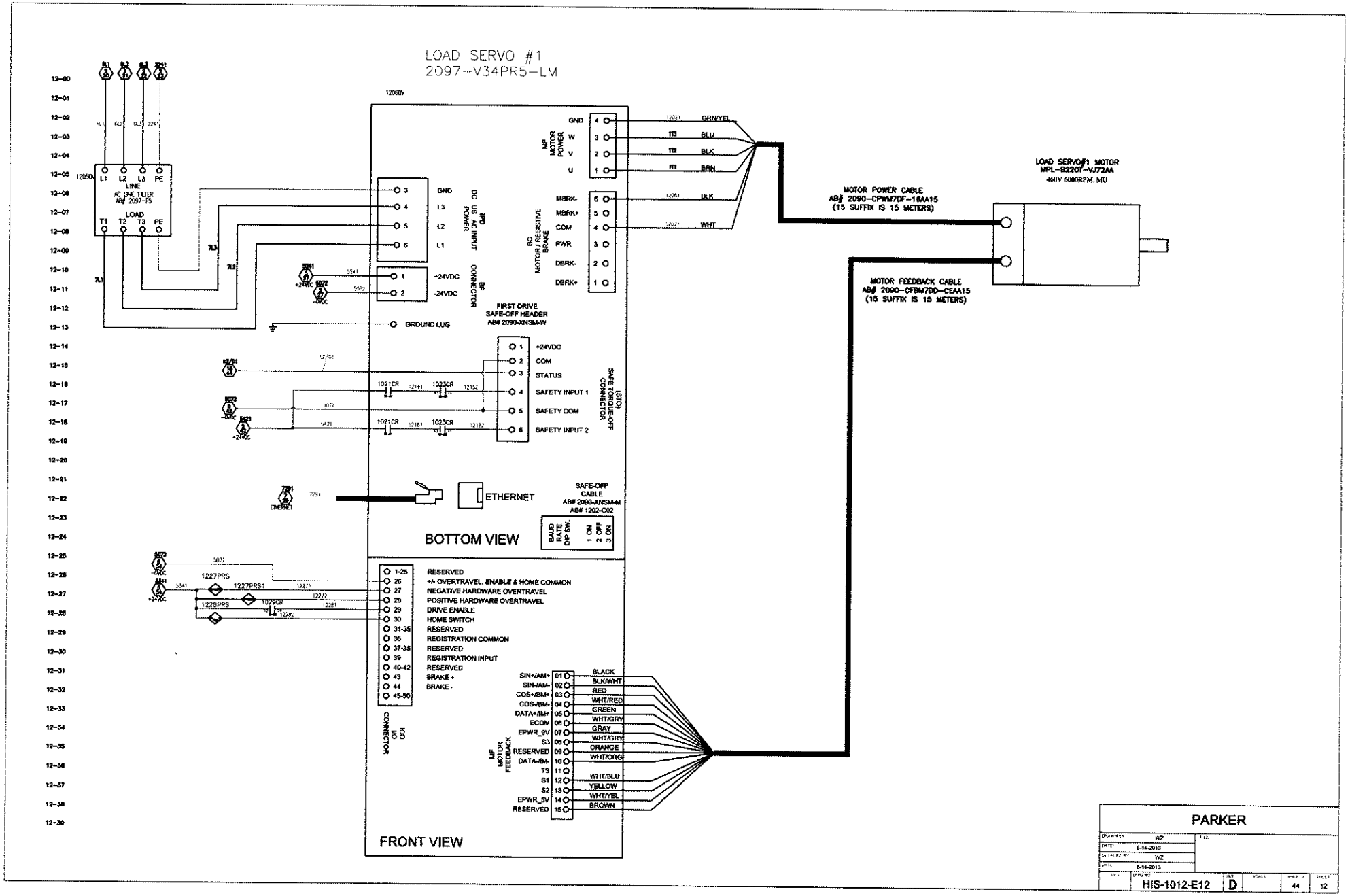
LOAD SERVO #1
2097-V34PR5-LM
AC LINE FILTER
LINE
LOAD
DC BUS POWER
AC INPUT
GND
CONNECTOR
GROUND LUG
MF MOTOR POWER
GND
W
V
U
RC MOTOR / RESISTIVE BRAKE
MBRK-
MBRK+
COM
PWR
DBRK-
DBRK+
GRN/YEL
BLU
BLK
BRN
BLK
WHT
MOTOR POWER CABLE
AB# 2090-CPWM7DF-16AA15
(15 SUFFIX IS 15 METERS)
MOTOR FEEDBACK CABLE
AB# 2090-CFBM7DD-CEAA15
(15 SUFFIX IS 15 METERS)
LOAD SERVO#1 MOTOR
MPL-B2201-VJ72AA
460V 6000RPM, MU
FIRST DRIVE
SAFE-OFF HEADER
AB# 2090-XNSM-W
+24VDC
COM
STATUS
SAFETY INPUT 1
SAFETY COM
SAFETY INPUT 2
(STO)
SAFE TORQUE-OFF
CONNECTOR
ETHERNET
SAFE-OFF
CABLE
AB# 2090-XNSM-M
AB# 1202-C02
BAUD
RATE
DIP SW.
BOTTOM VIEW
RESERVED
+/- OVERTRAVEL, ENABLE & HOME COMMON
NEGATIVE HARDWARE OVERTRAVEL
POSITIVE HARDWARE OVERTRAVEL
DRIVE ENABLE
HOME SWITCH
RESERVED
REGISTRATION COMMON
RESERVED
REGISTRATION INPUT
RESERVED
BRAKE +
BRAKE -
CONNECTOR
I/O
MF MOTOR FEEDBACK
SIN+/AM+
SIN-/AM-
COS+/BM+
COS-/BM-
DATA+/B+
ECOM
EPWR_5V
S3
RESERVED
DATA-/B-
TS
S1
S2
EPWR_5V
RESERVED
BLACK
BLK/WHT
RED
WHT/RED
GREEN
WHT/GRY
GRAY
WHT/GRY
ORANGE
WHT/ORG
WHT/BLU
YELLOW
WHT/YEL
BROWN
FRONT VIEW
PARKER
WZ
6-14-2013
HIS-1012-E12
D
44
12

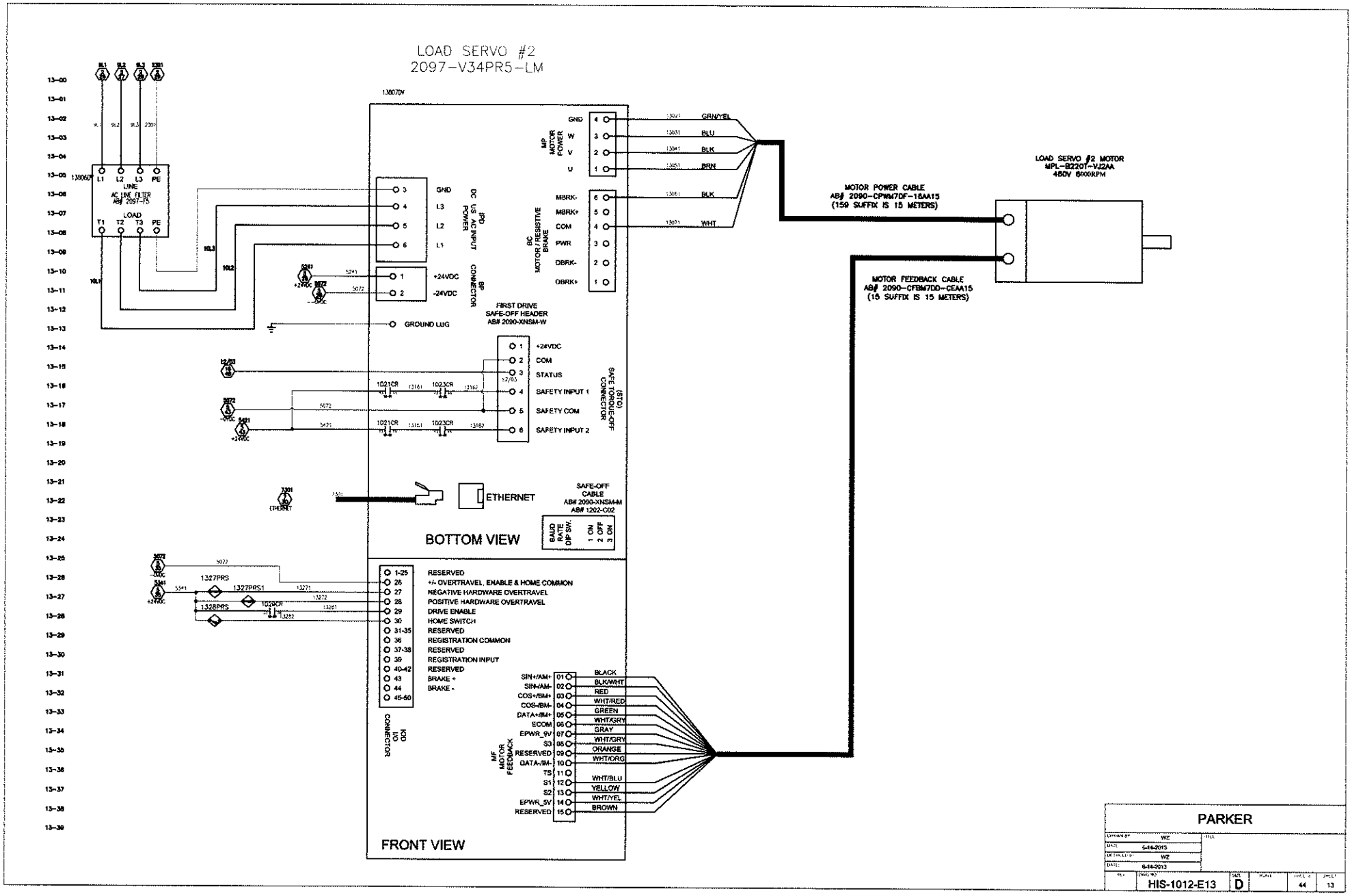
LOAD SERVO #2
2097-V34PR5-LM
AC LINE FILTER
AB# 2097-F5
LINE
LOAD
L1 L2 L3 PE
T1 T2 T3 PE
GND
L3
L2
L1
DC 1ST AC INPUT POWER
+24VDC
-24VDC
GROUND LUG
DP CONNECTOR
MP MOTOR POWER
W
V
U
BC MOTOR / RESISTIVE BRAKE
MBRK-
MBRK+
COM
PWR
DBRK-
DBRK+
FIRST DRIVE SAFE-OFF HEADER
AB# 2090-XNSM-W
+24VDC
COM
STATUS
SAFETY INPUT 1
SAFETY COM
SAFETY INPUT 2
(STO) SAFE TORQUE-OFF CONNECTOR
ETHERNET
SAFE-OFF CABLE
AB# 2090-XNSM-M
AB# 1202-C02
BOTTOM VIEW
BAUD RATE DIP SW.
1 ON
2 OFF
3 ON
RESERVED
+/- OVERTRAVEL, ENABLE & HOME COMMON
NEGATIVE HARDWARE OVERTRAVEL
POSITIVE HARDWARE OVERTRAVEL
DRIVE ENABLE
HOME SWITCH
REGISTRATION COMMON
REGISTRATION INPUT
BRAKE +
BRAKE -
KID I/O CONNECTOR
SIN+/AM+
SIN-/AM-
COS+/BM+
COS-/BM-
DATA+/IM+
ECOM
EPWR_5V
S3
DATA-/IM-
TS
S1
S2
MF MOTOR FEEDBACK
BLACK
BLK/WHT
RED
WHT/RED
GREEN
WHT/GRY
GRAY
WHT/GRY
ORANGE
WHT/ORG
WHT/BLU
YELLOW
WHT/YEL
BROWN
FRONT VIEW
GRN/YEL
BLU
BLK
BRN
BLK
WHT
MOTOR POWER CABLE
AB# 2090-CPWM7DF-18AA15
(15# SUFFIX IS 15 METERS)
MOTOR FEEDBACK CABLE
AB# 2090-CFBM7DD-CEAA15
(15 SUFFIX IS 15 METERS)
LOAD SERVO #2 MOTOR
MPL-B2201-VJ2AA
460V 6000RPM
PARKER
WZ
6-14-2013
HIS-1012-E13
D
44
13

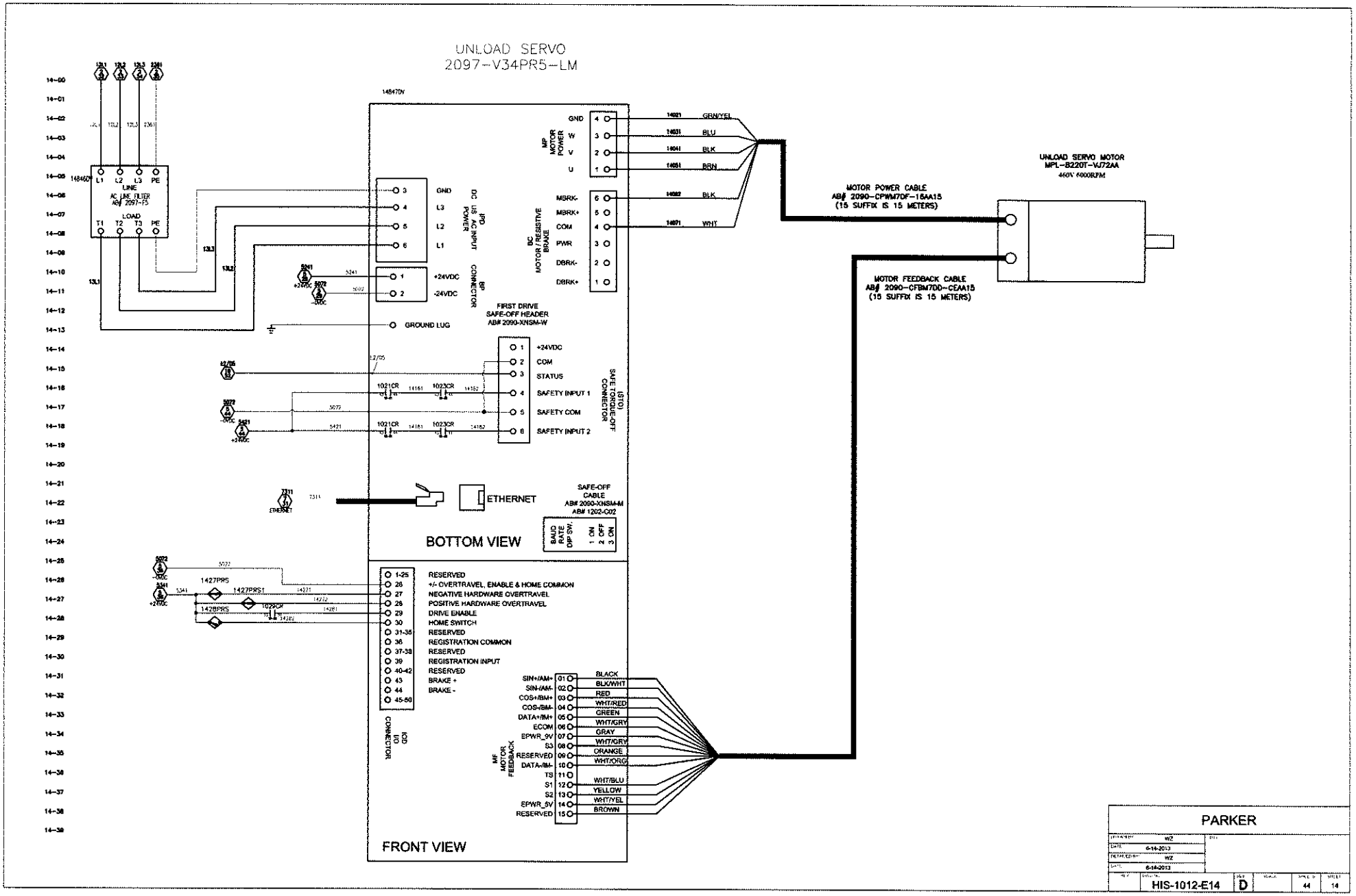
UNLOAD SERVO
2097-V34PR5-LM
LINE
AC LINE FILTER
AB# 2097-F5
LOAD
GND
L3
L2
L1
IPD
DC US AC INPUT POWER
+24VDC
-24VDC
BP
CONNECTOR
GROUND LUG
FIRST DRIVE
SAFE-OFF HEADER
AB# 2090-XNSM-W
+24VDC
COM
STATUS
SAFETY INPUT 1
SAFETY COM
SAFETY INPUT 2
SAFE TORQUE-OFF CONNECTOR
(STO)
ETHERNET
SAFE-OFF
CABLE
AB# 2090-XNSM-M
AB# 1202-C02
BAUD RATE DIP SW.
1 ON
2 OFF
3 ON
BOTTOM VIEW
RESERVED
+/- OVERTRAVEL, ENABLE & HOME COMMON
NEGATIVE HARDWARE OVERTRAVEL
POSITIVE HARDWARE OVERTRAVEL
DRIVE ENABLE
HOME SWITCH
RESERVED
REGISTRATION COMMON
RESERVED
REGISTRATION INPUT
RESERVED
BRAKE +
BRAKE -
IOD
I/O
CONNECTOR
MP
MOTOR
POWER
GND
W
V
U
DC
MOTOR / RESISTIVE
BRAKE
MBRK-
MBRK+
COM
PWR
DBRK-
DBRK+
GBN/YEL
BLU
BLK
BRN
BLK
WHT
MOTOR POWER CABLE
AB# 2090-CPWM7DF-16AA15
(15 SUFFIX IS 15 METERS)
MOTOR FEEDBACK CABLE
AB# 2090-CFBM7DD-CEAA15
(15 SUFFIX IS 15 METERS)
UNLOAD SERVO MOTOR
MPL-B220T-VJ72AA
460V 6000RPM
MF
MOTOR
FEEDBACK
SIN+/AM+
SIN-/AM-
COS+/BM+
COS-/BM-
DATA+/M+
ECOM
EPWR_9V
S3
RESERVED
DATA-/M-
TS
S1
S2
EPWR_5V
RESERVED
BLACK
BLK/WHT
RED
WHT/RED
GREEN
WHT/GRY
GRAY
WHT/GRY
ORANGE
WHT/ORG
WHT/BLU
YELLOW
WHT/YEL
BROWN
FRONT VIEW
PARKER
HIS-1012-E14
D
44
14

15-00
15-01
15-02
15-03
15-04
15-05
15-06
15-07
15-08
15-09
15-10
15-11
15-12
15-13
15-14
15-15
15-16
15-17
15-18
15-19
15-20
15-21
15-22
15-23
15-24
15-25
15-26
15-27
15-28
15-29
15-30
15-31
15-32
15-33
15-34
15-35
15-36
15-37
15-38
15-39

PARKER

DRAWN BY: WZ					
DATE: 5-14-2013					
CHECKED: WZ					
DATE: 5-14-2013					
REV	DWG NO HIS-1012-E15	SIZE D	SCALE	SHEET 5 44	SHEET 15

16-00
16-01
16-02
16-03
16-04
16-05
16-06
16-07
16-08
16-09
16-10
16-11
16-12
16-13
16-14
16-15
16-16
16-17
16-18
16-19
16-20
16-21
16-22
16-23
16-24
16-25
16-26
16-27
16-28
16-29
16-30
16-31
16-32
16-33
16-34
16-35
16-36
16-37
16-38
16-39

PARKER					
DRAWN BY: WZ	TITLE				
DATE: 5-14-2013					
DETAILED BY: WZ					
DATE: 8-14-2013					
REV	DWG. NO. HIS-1012-E16	SIZE D	SCALE	SHEET 3 44	SHEET 16

17-00
17-01
17-02
17-03
17-04
17-05
17-06
17-07
17-08
17-09
17-10
17-11
17-12
17-13
17-14
17-15
17-16
17-17
17-18
17-19
17-20
17-21
17-22
17-23
17-24
17-25
17-26
17-27
17-28
17-29
17-30
17-31
17-32
17-33
17-34
17-35
17-36
17-37
17-38
17-39

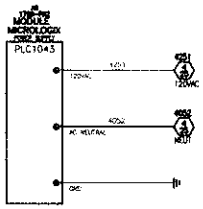

17-40
17-41
17-42
17-43
17-44
17-45
17-46
17-47
17-48
17-49
17-50
17-51
17-52
17-53
17-54
17-55
17-56
17-57
17-58
17-59
17-60
17-61
17-62
17-63
17-64
17-65
17-66
17-67
17-68
17-69
17-70
17-71
17-72
17-73
17-74
17-75
17-76
17-77
17-78
17-79

PARKER

DRAWN BY:	WZ	TITLE
DATE:	6-14-2013	
DETAILED BY:	WZ	
DATE:	6-14-2013	

REV	DWG NO	SIZE	SCALE	SHEETS	SHEET
	HIS-1012-E17	D		44	17

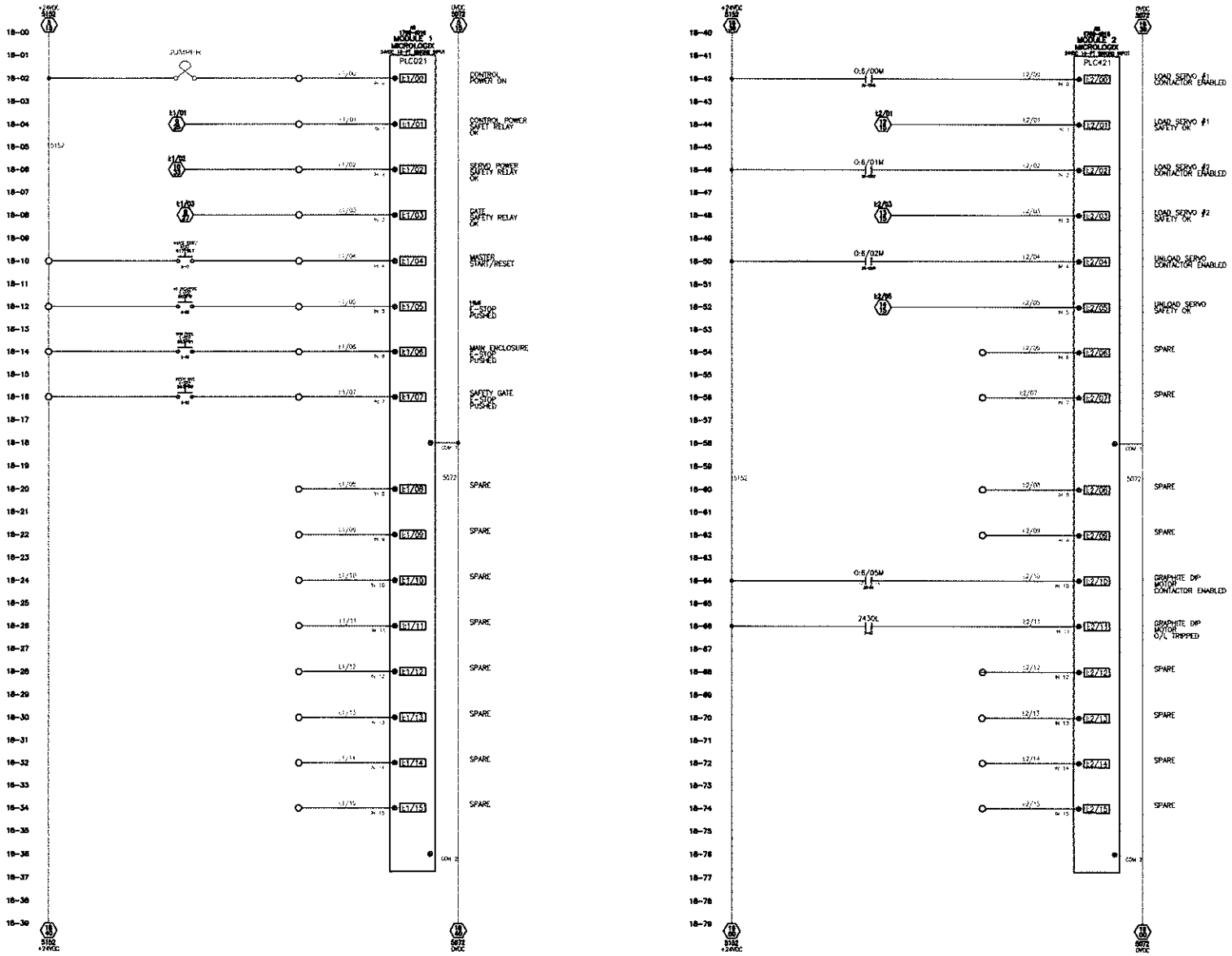

PARKER

DRAWN BY	WZ		
DATE	8-14-2013		
DETAILED BY	WZ		
DATE	8-14-2013		
REV	DWG NO HIS-1012-E18	SIZE D	SCALE
		SHEET 44	OF 18

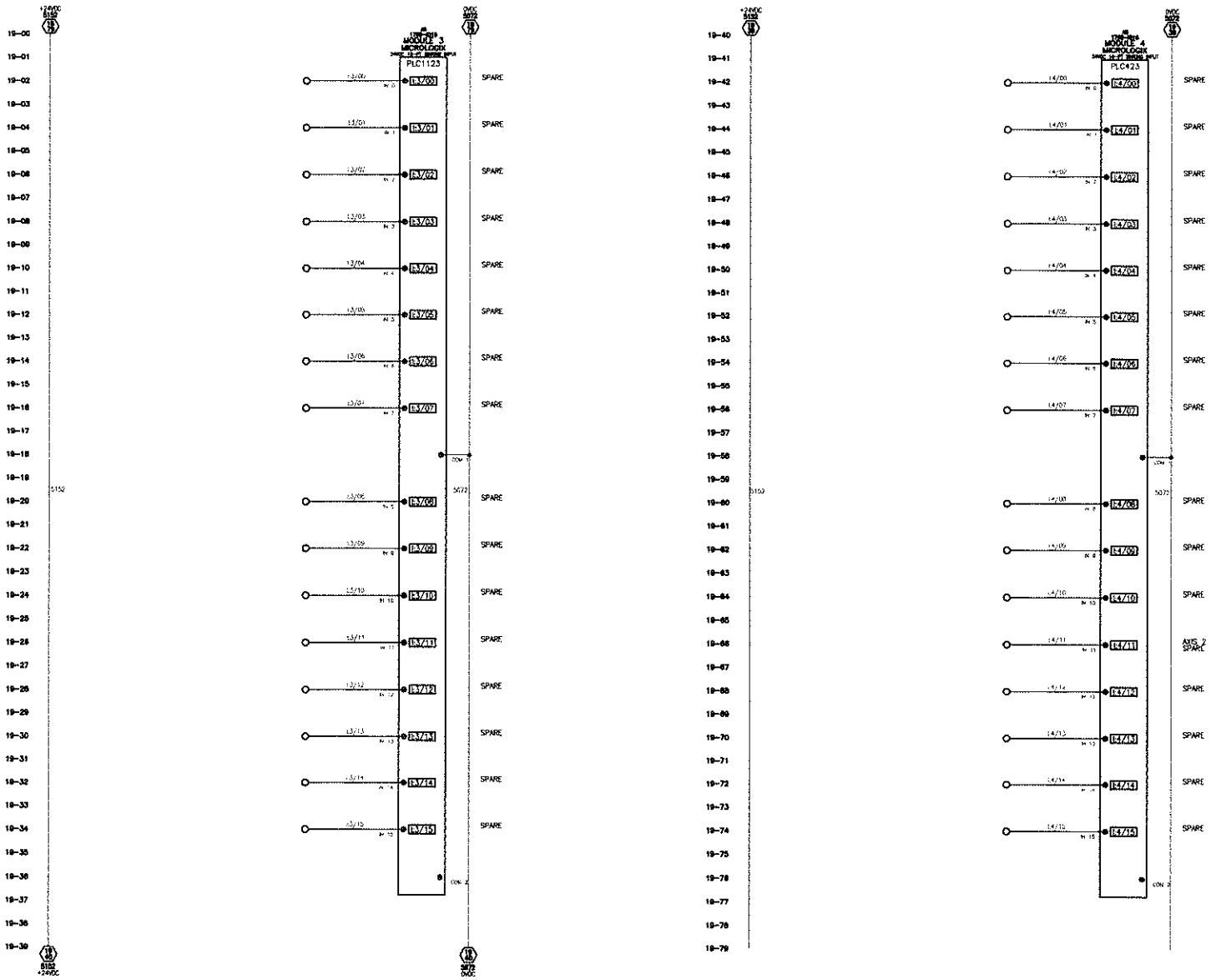

PARKER					
DRAWN BY: WZ		TITLE			
DATE: 6-14-2013					
DESIGNED BY: WZ					
DATE: 6-14-2013					
REV	DWG NO: HIS-1012-E19	SIZE: D	SCALE	SHEET: 44	PAGE: 19

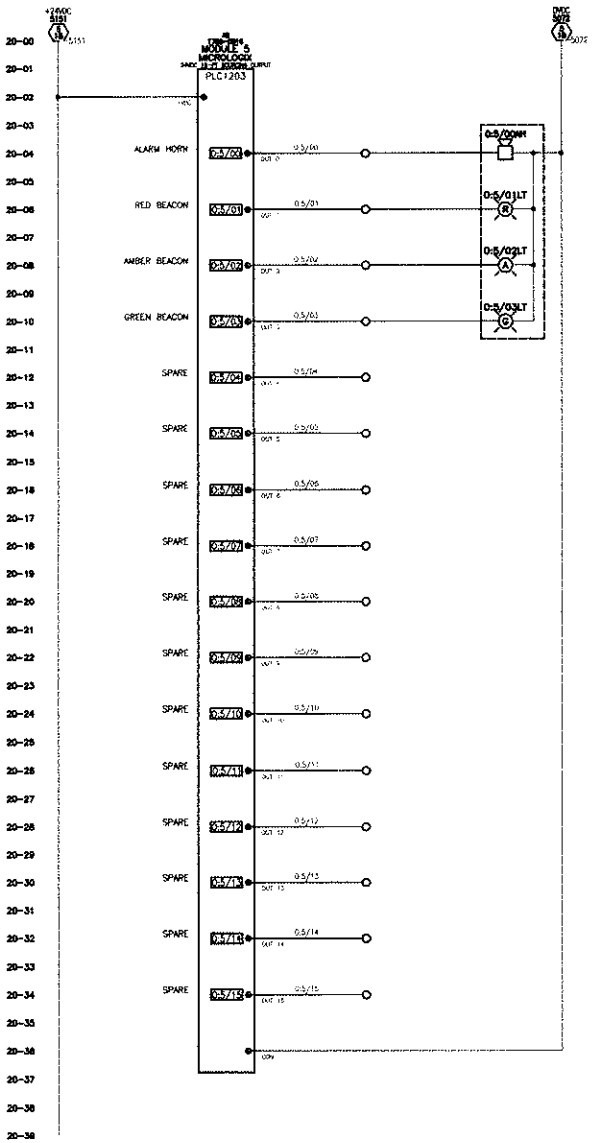

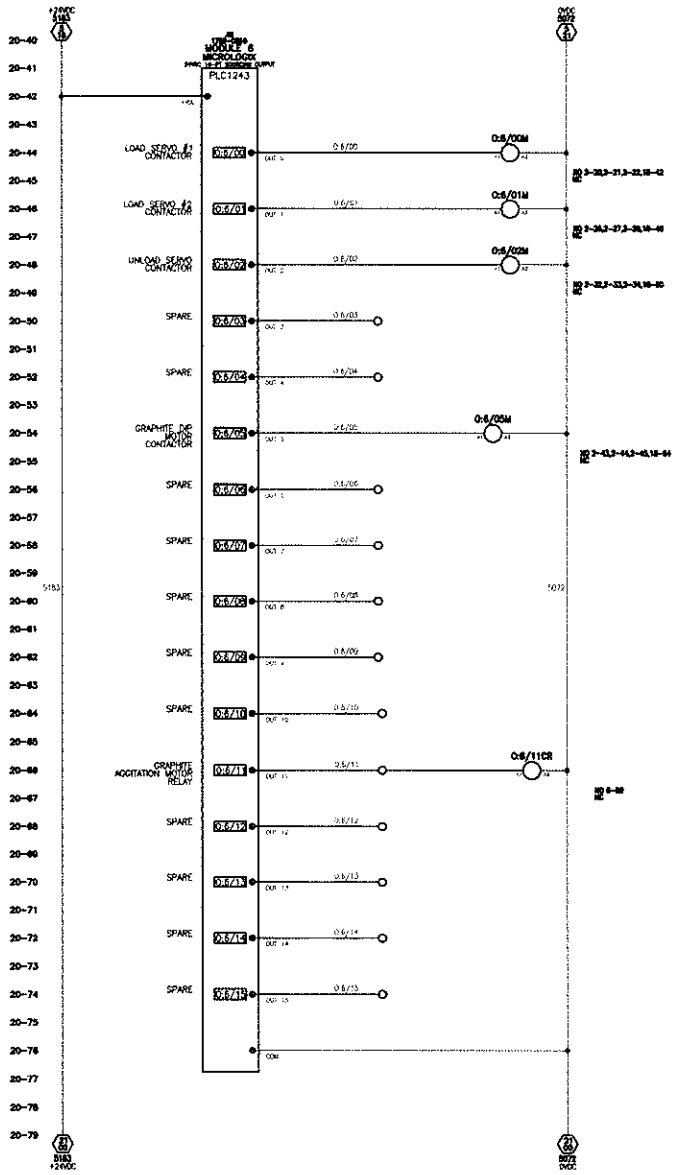

PARKER

DRAWN BY: WZ		REV	
DATE: 6-14-2013			
DESIGNED BY: WZ			
DATE: 6-14-2013			
REV	DWG NO: HIS-1012-E20	SIZE: D	SHEET: 44 / 20



PARKER

DRAWN BY:	WZ	TITLE	
DATE	6-14-2013		
DETAILED BY:	WZ		
DATE:	6-14-2013		
REV	DWG NO: HIS-1012-E21	REV: D	SHEET 21

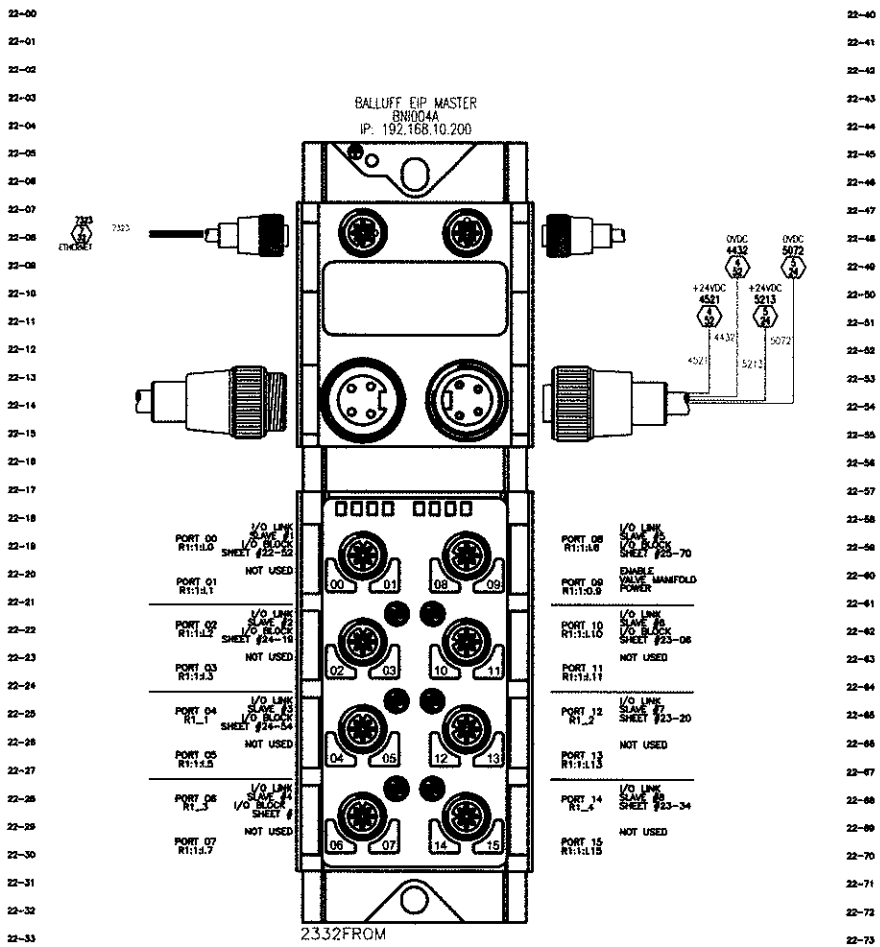

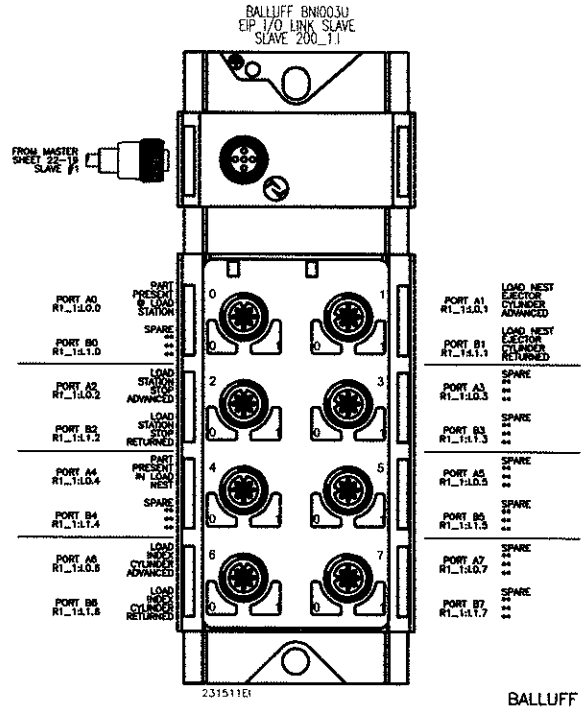

BALLUFF P/N: BCC0720

AUX POWER FEMALE RECEPTICAL 7/8"

1 = +24 VDC OUTPUT BRN
2 = +24 VDC INPUT WHT
3 = −0 VDC INPUT BLU
4 = −0 VDC OUTPUT BLK

NOTE:
PORT DESCRIPTION
0=A
1=B

NOTE:
AUXILIARY POWER CABLE

PIN 1	OUTPUT POWER +24V	BRN
PIN 2	INPUT POWER+24V	WHT
PIN 3	INPUT POWER−0V	BLU
PIN 4	OUTPUT POWER −0V	BLK

PARKER

DRAWN BY: WZ			
DATE: 5-14-2013			
DETAILED BY: WZ			
DATE: 6-14-2013			
REV	DWG NO: HIS-1012-E22	SIZE: D	SHEET 44 / SHEET 22

BALLUFF P/N: BNI0041

4-20mA ANALOG (14BIT), 3-WIRE

1 = +24V
2 = ANALOG INPUT
3 = GND
4 = N/C

HEATER #1
MIKRON P/N:

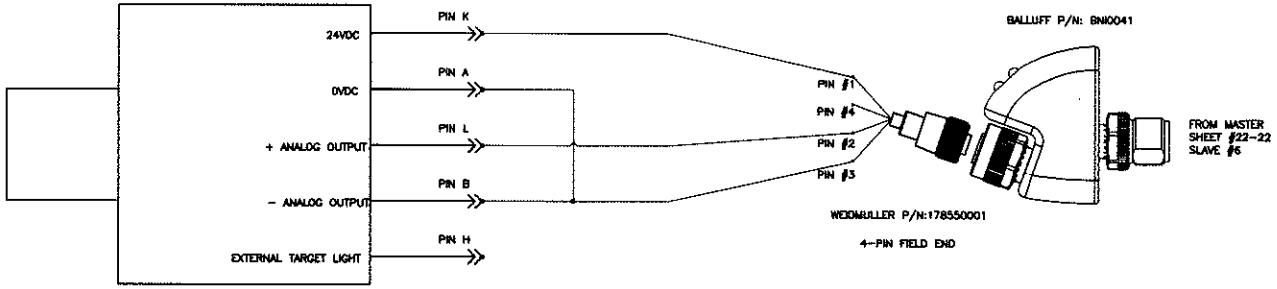

HEATER #2
MIKRON P/N:

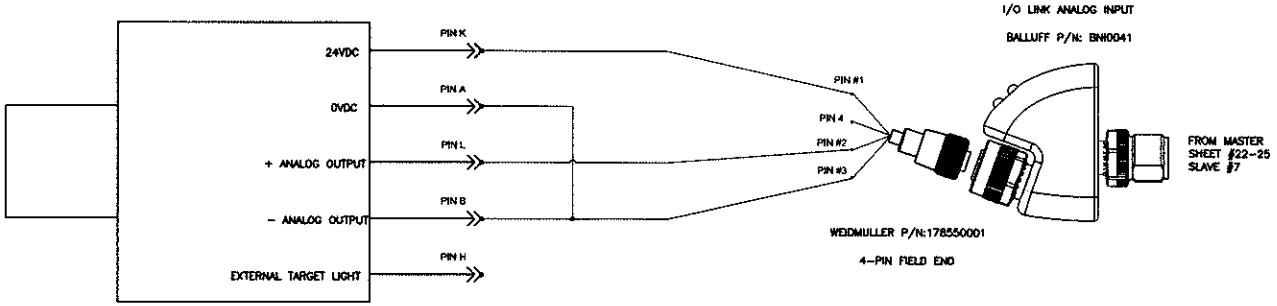

PARKER

DRAWN BY: WZ		FILE	
DATE: 6-14-2013			
DESIGNED BY: WZ			
DATE: 6-14-2013			
REV	DWG NO: HIS-1012-E23	SIZE D	SCALE	SHEET 44	OF 23

24-00
24-01
24-02
24-03
24-04
24-05
24-06
24-07
24-08
24-09
24-10
24-11
24-12
24-13
24-14
24-15
24-16
24-17
24-18
24-19
24-20
24-21
24-22
24-23
24-24
24-25
24-26
24-27
24-28
24-29
24-30
24-31
24-32
24-33
24-34
24-35
24-36
24-37
24-38
24-39

BALLUFF BNI003U
EIP I/O LINK SLAVE
SLAVE 200_1.1

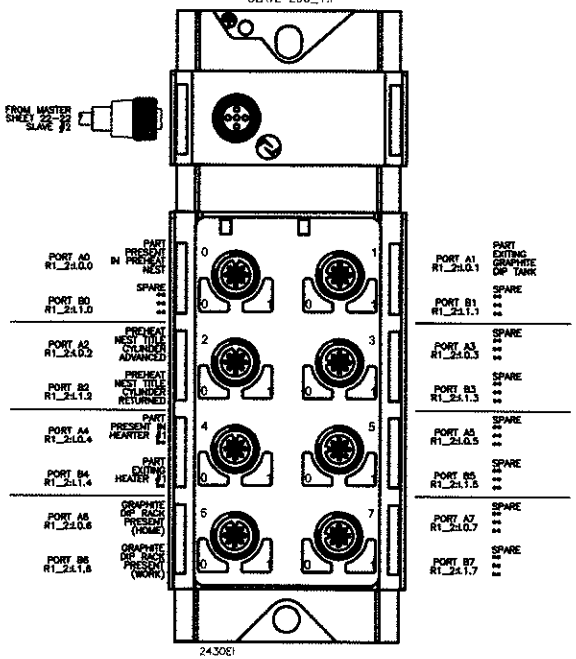

24-40
24-41
24-42
24-43
24-44
24-45
24-46
24-47
24-48
24-49
24-50
24-51
24-52
24-53
24-54
24-55
24-56
24-57
24-58
24-59
24-60
24-61
24-62
24-63
24-64
24-65
24-66
24-67
24-68
24-69
24-70
24-71
24-72
24-73
24-74
24-75
24-76
24-77
24-78
24-79

BALLUFF BNI003U
EIP I/O LINK SLAVE
SLAVE 200_1.1

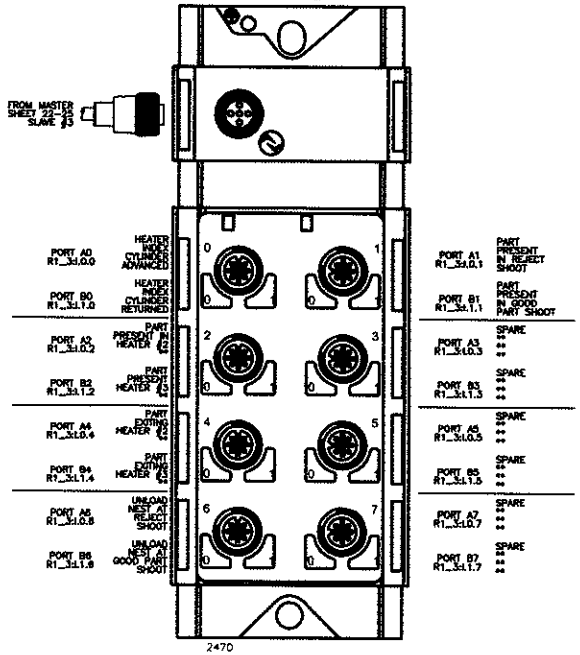

PARKER					
DRAWN BY: WZ	TITLE				
DATE: 6-14-2013					
DETAILED BY: WZ					
DATE: 6-14-2013					
REV	DWG NO: HIS-1012-E24	SIZE: D	SCALE	SHEET 5: 44	SHEET: 24

25-00	25-40
25-01	25-41
25-02	25-42
25-03	25-43
25-04	25-44
25-05	25-45
25-06	25-46
25-07	25-47
25-08	25-48
25-09	25-49
25-10	25-50
25-11	25-51
25-12	25-52
25-13	25-53
25-14	25-54
25-15	25-55
25-16	25-56
25-17	25-57
25-18	25-58
25-19	25-59
25-20	25-60
25-21	25-61
25-22	25-62
25-23	25-63
25-24	25-64
25-25	25-65
25-26	25-66
25-27	25-67
25-28	25-68
25-29	25-69
25-30	25-70
25-31	25-71
25-32	25-72
25-33	25-73
25-34	25-74
25-35	25-75
25-36	25-76
25-37	25-77
25-38	25-78
25-39	25-79

BALLUFF BNI001M
25 PIN I/O LINK CONNECTOR
MANIFOLD ASSEMBLY
244OEIP

STATION 1 SOLA	1	LOAD STATION STOP ADVANCE R1_4.0.1.0
STATION 2 SOLA	2	LOAD INDEX CYLINDER ADVANCE R1_4.0.1.1
STATION 3 SOLA	3	LOAD NEST EJECTOR CYLINDER ADVANCE R1_4.0.1.2
STATION 4 SOLA	4	PREHEAT TITLE NEST ADVANCE R1_4.0.1.3
STATION 5 SOLA	5	HEATER INDEX CYLINDER ADVANCE R1_4.0.1.4
STATION 6 SOLA	6	SPARE R1_4.0.1.5
STATION 7 SOLA	7	SPARE R1_4.0.1.6
STATION 8 SOLA	8	SPARE R1_4.0.1.7
STATION 9 SOLA	9	SPARE R1_4.0.0.0
STATION 10 SOLA	10	SPARE R1_4.0.0.1
STATION 11 SOLA	11	SPARE R1_4.0.0.2
STATION 12 SOLA	12	SPARE R1_4.0.0.3
	13	0VDC
STATION 1 SOLB	14	LOAD STATION STOP RETURN R1_4.0.3.0
STATION 2 SOLB	15	LOAD INDEX CYLINDER RETURN R1_4.0.3.1
STATION 3 SOLB	16	LOAD NEST EJECTOR CYLINDER RETURN R1_4.0.3.2
STATION 4 SOLB	17	PREHEAT TITLE NEST RETURN R1_4.0.3.3
STATION 5 SOLB	18	HEATER INDEX CYLINDER RETURN R1_4.0.3.4
STATION 6 SOLB	19	SPARE R1_4.0.3.5
STATION 7 SOLB	20	SPARE R1_4.0.3.6
STATION 8 SOLB	21	SPARE R1_4.0.3.7
STATION 9 SOLB	22	SPARE R1_4.0.2.0
STATION 10 SOLB	23	SPARE R1_4.0.2.1
STATION 11 SOLB	24	SPARE R1_4.0.2.2
STATION 12 SOLB	25	SPARE R1_4.0.2.3

R1_4.0
I/O LINK FROM
SLAVE #5
SHEET #23-19

PARKER

DRAWN BY	WZ	TITLE	
DATE	5-14-2013		
DETAILED BY	WZ		
DATE	5-14-2013		
REV	DRAWING	SIZE	SHEETS / SHEET
	HIS-1012-E25	D	44 / 25

SUPPLIED FROM
*** kW POWER SUPPLY

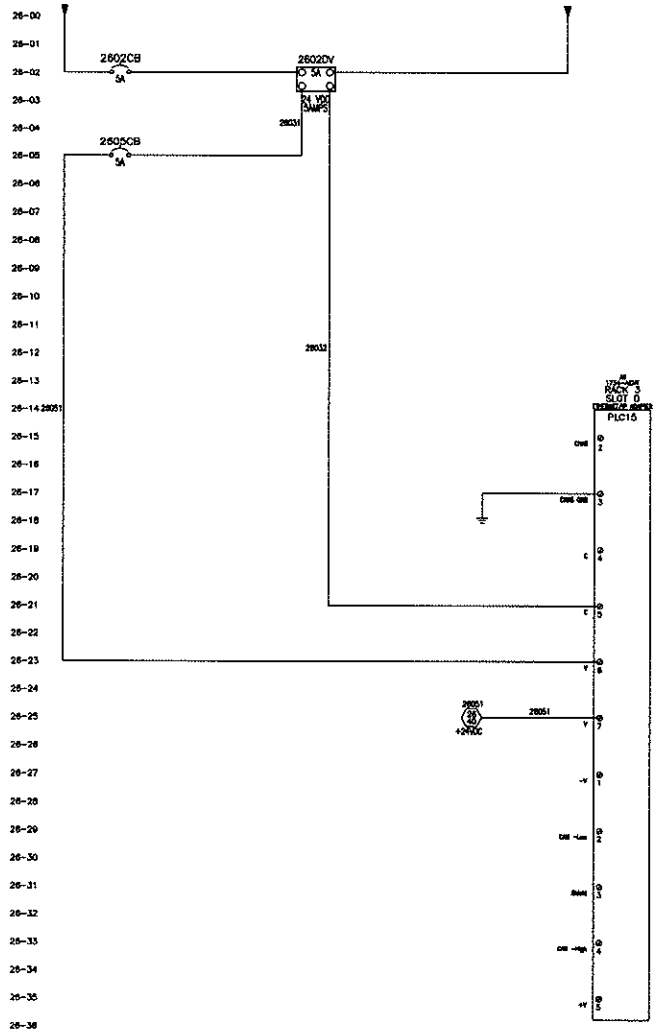

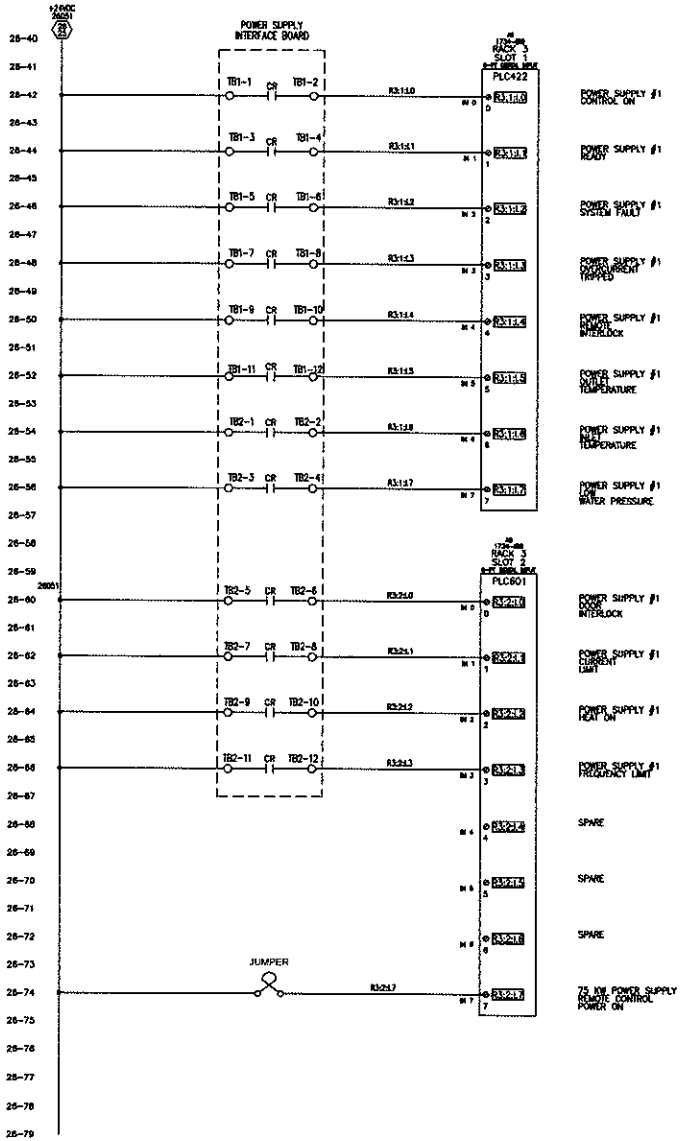

PARKER

DRAWN BY: WZ	TITLE		
DATE 6-14-2013			
DETAILED BY: WZ			
DATE 6-14-2013			
REV	DWG NO. HIS-1012-E26	SIZE D	SCALE
SHEETS 44	SHEET 26		

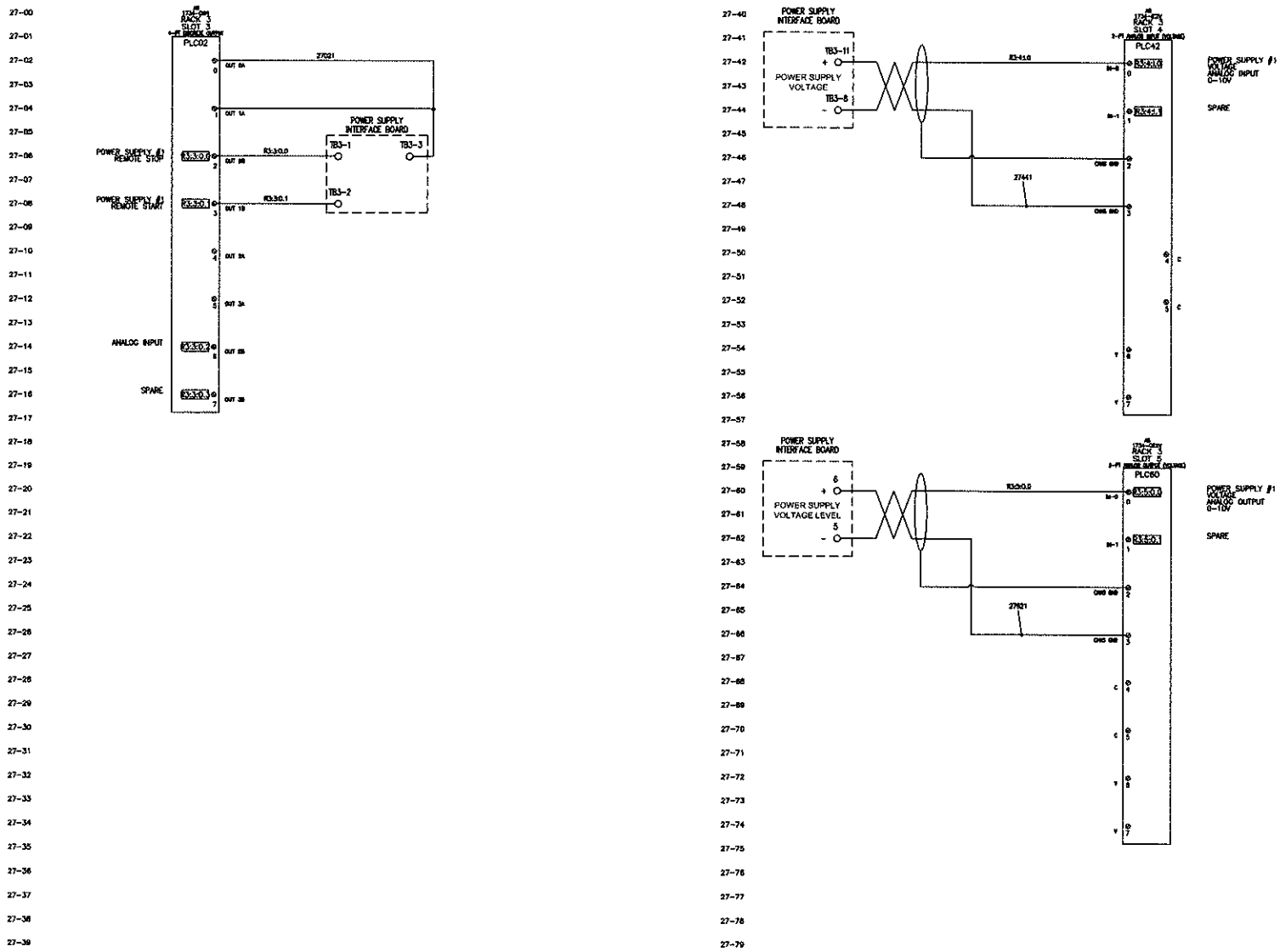

PARKER

DRAWN BY: WZ	TITLE		
DATE: 6-14-2013			
REVIEWED BY: WZ			
DATE: 6-14-2013			
REV	DWG NO: HIS-1012-E27	SIZE D	SCALE
SHEETS: 44	SHEET: 27		

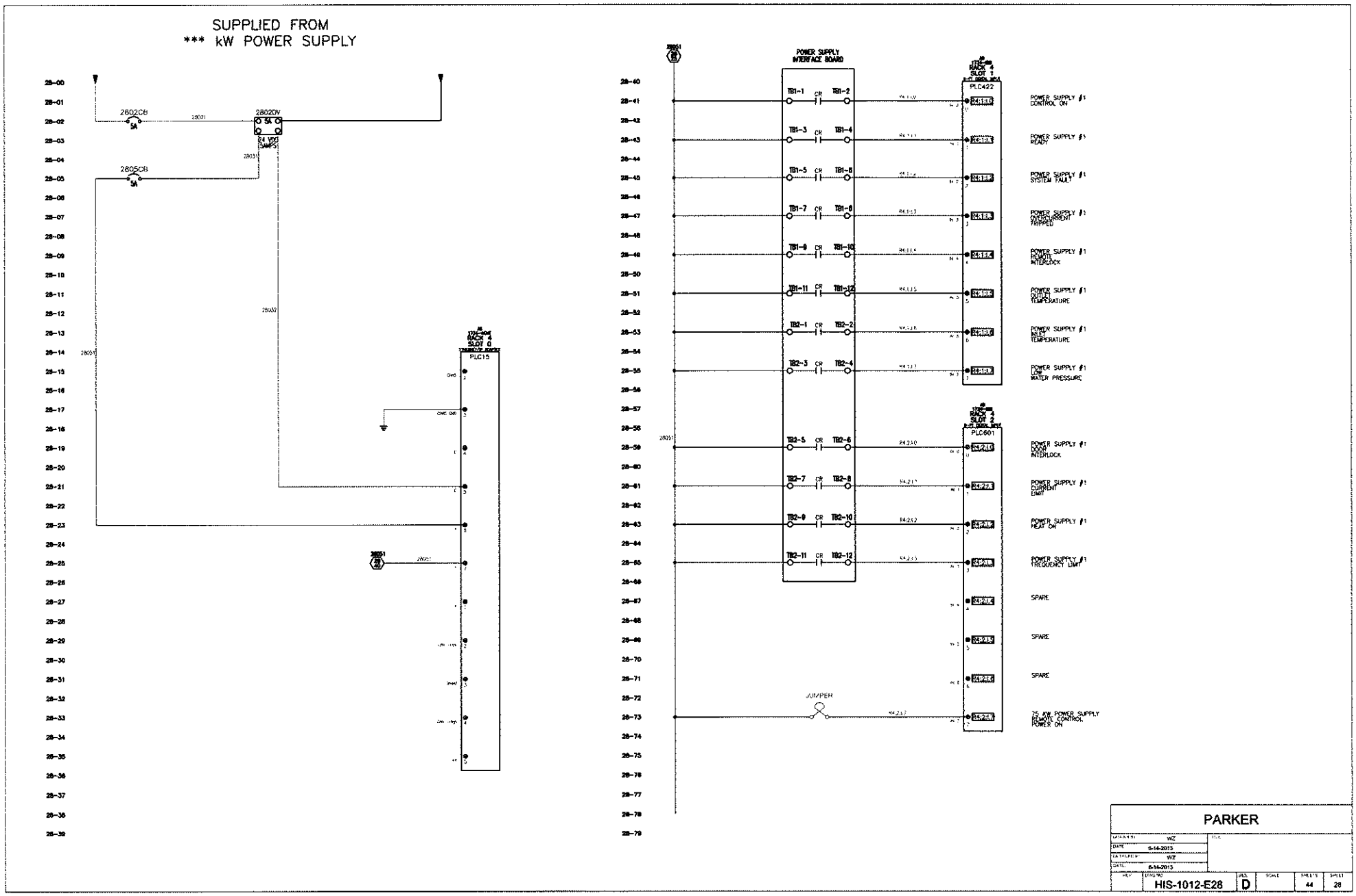
SUPPLIED FROM
*** kW POWER SUPPLY
2802CB
5A
2802DV
2805CB
5A
PLC15
POWER SUPPLY INTERFACE BOARD
TB1-1
TB1-2
TB1-3
TB1-4
TB1-5
TB1-6
TB1-7
TB1-8
TB1-9
TB1-10
TB1-11
TB1-12
TB2-1
TB2-2
TB2-3
TB2-4
TB2-5
TB2-6
TB2-7
TB2-8
TB2-9
TB2-10
TB2-11
TB2-12
CR
PLC422
PLC601
POWER SUPPLY #1 CONTROL ON
POWER SUPPLY #1 READY
POWER SUPPLY #1 SYSTEM FAULT
POWER SUPPLY #1 OVERCURRENT TRIPPED
POWER SUPPLY #1 REMOTE INTERLOCK
POWER SUPPLY #1 OUTLET TEMPERATURE
POWER SUPPLY #1 INLET TEMPERATURE
POWER SUPPLY #1 LOW WATER PRESSURE
POWER SUPPLY #1 DOOR INTERLOCK
POWER SUPPLY #1 CURRENT LIMIT
POWER SUPPLY #1 HEAT ON
POWER SUPPLY #1 FREQUENCY LIMIT
SPARE
SPARE
SPARE
JUMPER
75 KW POWER SUPPLY REMOTE CONTROL POWER ON
PARKER
HIS-1012-E28
D
44
28

30-00
30-01
30-02
30-03
30-04
30-05
30-06
30-07
30-08
30-09
30-10
30-11
30-12
30-13
30-14
30-15
30-16
30-17
30-18
30-19
30-20
30-21
30-22
30-23
30-24
30-25
30-26
30-27
30-28
30-29
30-30
30-31
30-32
30-33
30-34
30-35
30-36
30-37
30-38
30-39
30-40
30-41
30-42
30-43
30-44
30-45
30-46
30-47
30-48
30-49
30-50
30-51
30-52
30-53
30-54
30-55
30-56
30-57
30-58
30-59
30-60
30-61
30-62
30-63
30-64
30-65
30-66
30-67
30-68
30-69
30-70
30-71
30-72
30-73
30-74
30-75
30-76
30-77
30-78
30-79

PAGE 29 DOES NOT EXIST

PARKER

DRAWN BY:	WZ	TITLE	
DATE:	6-14-2013		
DRAFTED BY:	WZ		
DATE:	6-14-2013		
REV	DWG NO: HIS-1012-E30	SIZE D	SCALE
SHEETS: 44	SHEET 30		

31-00
31-01
31-02
31-03
31-04
31-05
31-06
31-07
31-08
31-09
31-10
31-11
31-12
31-13
31-14
31-15
31-16
31-17
31-18
31-19
31-20
31-21
31-22
31-23
31-24
31-25
31-26
31-27
31-28
31-29
31-30
31-31
31-32
31-33
31-34
31-35
31-36
31-37
31-38
31-39
31-40
31-41
31-42
31-43
31-44
31-45
31-46
31-47
31-48
31-49
31-50
31-51
31-52
31-53
31-54
31-55
31-56
31-57
31-58
31-59
31-60
31-61
31-62
31-63
31-64
31-65
31-66
31-67
31-68
31-69
31-70
31-71
31-72
31-73
31-74
31-75
31-76
31-77
31-78
31-79

PARKER

DRAWN BY:	WZ	TITLE	
DATE	6-14-2013		
DETAILED BY:	WZ		
DATE	6-14-2013		
REV	DWG NO. HIS-1012-E31	SIZE D	SCALE
SHEET	44	OF SET	31

32-00
32-01
32-02
32-03
32-04
32-05
32-06
32-07
32-08
32-09
32-10
32-11
32-12
32-13
32-14
32-15
32-16
32-17
32-18
32-19
32-20
32-21
32-22
32-23
32-24
32-25
32-26
32-27
32-28
32-29
32-30
32-31
32-32
32-33
32-34
32-35
32-36
32-37
32-38
32-39
32-40
32-41
32-42
32-43
32-44
32-45
32-46
32-47
32-48
32-49
32-50
32-51
32-52
32-53
32-54
32-55
32-56
32-57
32-58
32-59
32-60
32-61
32-62
32-63
32-64
32-65
32-66
32-67
32-68
32-69
32-70
32-71
32-72
32-73
32-74
32-75
32-76
32-77
32-78
32-79

PARKER

DRAWN BY:	WZ	TITLE:	
DATE:	6-14-2013		
CHECKED BY:	WZ		
DATE:	6-14-2013		
REV:	DWG NO: HIS-1012-E32	SIZE: D	PAGE 44 / SHEET 32

33-00
33-01
33-02
33-03
33-04
33-05
33-06
33-07
33-08
33-09
33-10
33-11
33-12
33-13
33-14
33-15
33-16
33-17
33-18
33-19
33-20
33-21
33-22
33-23
33-24
33-25
33-26
33-27
33-28
33-29
33-30
33-31
33-32
33-33
33-34
33-35
33-36
33-37
33-38
33-39
33-40
33-41
33-42
33-43
33-44
33-45
33-46
33-47
33-48
33-49
33-50
33-51
33-52
33-53
33-54
33-55
33-56
33-57
33-58
33-59
33-60
33-61
33-62
33-63
33-64
33-65
33-66
33-67
33-68
33-69
33-70
33-71
33-72
33-73
33-74
33-75
33-76
33-77
33-78
33-79

PARKER

DRAWN BY:	WZ	TITLE	
DATE:	8-14-2013		
DESIGNED BY:	WZ		
DATE:	8-14-2013		
REV	DRAWING	REV	SCALE	SHEETS	SHEET
	HIS-1012-E33	D		44	33

34-00
34-01
34-02
34-03
34-04
34-05
34-06
34-07
34-08
34-09
34-10
34-11
34-12
34-13
34-14
34-15
34-16
34-17
34-18
34-19
34-20
34-21
34-22
34-23
34-24
34-25
34-26
34-27
34-28
34-29
34-30
34-31
34-32
34-33
34-34
34-35
34-36
34-37
34-38
34-39

34-40
34-41
34-42
34-43
34-44
34-45
34-46
34-47
34-48
34-49
34-50
34-51
34-52
34-53
34-54
34-55
34-56
34-57
34-58
34-59
34-60
34-61
34-62
34-63
34-64
34-65
34-66
34-67
34-68
34-69
34-70
34-71
34-72
34-73
34-74
34-75
34-76
34-77
34-78
34-79

PARKER

DRAWN BY: WZ	TITLE				
DATE: 6-14-2013					
DETAILED BY: WZ					
DATE: 6-14-2013					
REV	DWG NO HIS-1012-E34	SIZE D	SCALE	SHEETS 44	SHEET 34

35-00
35-01
35-02
35-03
35-04
35-05
35-06
35-07
35-08
35-09
35-10
35-11
35-12
35-13
35-14
35-15
35-16
35-17
35-18
35-19
35-20
35-21
35-22
35-23
35-24
35-25
35-26
35-27
35-28
35-29
35-30
35-31
35-32
35-33
35-34
35-35
35-36
35-37
35-38
35-39
35-40
35-41
35-42
35-43
35-44
35-45
35-46
35-47
35-48
35-49
35-50
35-51
35-52
35-53
35-54
35-55
35-56
35-57
35-58
35-59
35-60
35-61
35-62
35-63
35-64
35-65
35-66
35-67
35-68
35-69
35-70
35-71
35-72
35-73
35-74
35-75
35-76
35-77
35-78
35-79

PARKER

DRAWN BY	WZ	TITLE
DATE	6-14-2013	
CHECKED BY	WZ	
DATE	6-14-2013	

REV	DWG. NO.	SIZE	WEIGHT	SHEET OF	SHEET
	HIS-1012-E35	D		44	35

36-00
36-01
36-02
36-03
36-04
36-05
36-06
36-07
36-08
36-09
36-10
36-11
36-12
36-13
36-14
36-15
36-16
36-17
36-18
36-19
36-20
36-21
36-22
36-23
36-24
36-25
36-26
36-27
36-28
36-29
36-30
36-31
36-32
36-33
36-34
36-35
36-36
36-37
36-38
36-39

36-40
36-41
36-42
36-43
36-44
36-45
36-46
36-47
36-48
36-49
36-50
36-51
36-52
36-53
36-54
36-55
36-56
36-57
36-58
36-59
36-60
36-61
36-62
36-63
36-64
36-65
36-66
36-67
36-68
36-69
36-70
36-71
36-72
36-73
36-74
36-75
36-76
36-77
36-78
36-79

PARKER

DRAWN BY	WZ	TITLE	
DATE	6-14-2013		
DETAILED BY	WZ		
DATE	6-14-2013		
REV	DWG NO. HIS-1012-E36	REV D	SCALE
SHEET 44	SHEET 36		

37-00
37-01
37-02
37-03
37-04
37-05
37-06
37-07
37-08
37-09
37-10
37-11
37-12
37-13
37-14
37-15
37-16
37-17
37-18
37-19
37-20
37-21
37-22
37-23
37-24
37-25
37-26
37-27
37-28
37-29
37-30
37-31
37-32
37-33
37-34
37-35
37-36
37-37
37-38
37-39

37-40
37-41
37-42
37-43
37-44
37-45
37-46
37-47
37-48
37-49
37-50
37-51
37-52
37-53
37-54
37-55
37-56
37-57
37-58
37-59
37-60
37-61
37-62
37-63
37-64
37-65
37-66
37-67
37-68
37-69
37-70
37-71
37-72
37-73
37-74
37-75
37-76
37-77
37-78
37-79

PARKER

DRAWN BY	WZ	TITLE	
DATE	5-14-2013		
DETAILED BY	WZ		
DATE	5-14-2013		

REV	DWG. NO.	SIZE	SCALE	SHEET	OF
	HIS-1012-E37	D		44	37

38-00
38-01
38-02
38-03
38-04
38-05
38-06
38-07
38-08
38-09
38-10
38-11
38-12
38-13
38-14
38-15
38-16
38-17
38-18
38-19
38-20
38-21
38-22
38-23
38-24
38-25
38-26
38-27
38-28
38-29
38-30
38-31
38-32
38-33
38-34
38-35
38-36
38-37
38-38
38-39
38-40
38-41
38-42
38-43
38-44
38-45
38-46
38-47
38-48
38-49
38-50
38-51
38-52
38-53
38-54
38-55
38-56
38-57
38-58
38-59
38-60
38-61
38-62
38-63
38-64
38-65
38-66
38-67
38-68
38-69
38-70
38-71
38-72
38-73
38-74
38-75
38-76
38-77
38-78
38-79

PARKER

DRAWN BY: WZ	TITLE:				
DATE: 6-14-2013					
CHECKED BY: WZ					
DATE: 6-14-2013					
REV	DWG. NO. HIS-1012-E38	REV D	SCALE	SHEET 44	TOTAL 38

39-00
39-01
39-02
39-03
39-04
39-05
39-06
39-07
39-08
39-09
39-10
39-11
39-12
39-13
39-14
39-15
39-16
39-17
39-18
39-19
39-20
39-21
39-22
39-23
39-24
39-25
39-26
39-27
39-28
39-29
39-30
39-31
39-32
39-33
39-34
39-35
39-36
39-37
39-38
39-39

PARKER

DRAWN BY: WZ	TITLE				
DATE 6-14-2013					
DETAILED BY: WZ					
DATE 6-14-2013					
REV	DWG NO HIS-1012-E39	SIZE D	SCALE	SHEET'S 44	SHEET 39

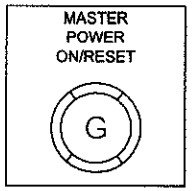

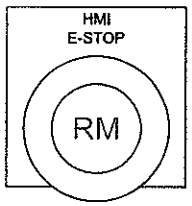

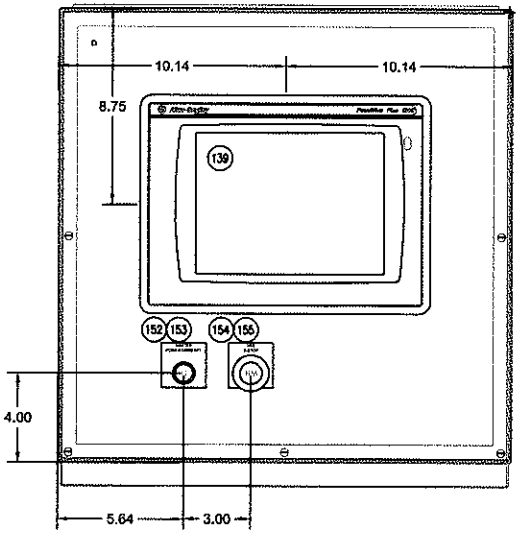

PARKER					
DRAWN BY: WZ	TITLE				
DATE: 8-14-2013					
DETAILED BY: WZ					
DATE: 8-14-2013					
REV	DWG NO HIS-1012-E40	SIZE D	SCALE	SHEET 44	OF SHEET 40

ITEM/TAGS	QTY	SUB	CATALOG	MFG	DESCRIPTION	VENDOR
[illegible]	[illegible]	F1	[illegible]	AB	70 MM CONTROL POWER BOUND MODULE	AC & MC
[illegible]	[illegible]	F1	[illegible]	AB	70 MM CONTROL POWER 10 CH AUX POLE MOUNT	AC & MC
[illegible]	[illegible]		1489-[illegible]	AB	CIRCUIT BREAKER, BULLETIN 1489 SERIES 1-POLE CIRCUIT BREAKER AMPS INTERRUPTING: 10000A, C-TRIPPING CHARACTERISTICS STANDARD TERMINAL, 480/277VAC, 48VDC	AC & MC
[illegible]	[illegible]		1489-[illegible]	AB	CIRCUIT BREAKER, BULLETIN 1489 SERIES 1-POLE CIRCUIT BREAKER AMPS INTERRUPTING: 10000A, C-TRIPPING CHARACTERISTICS STANDARD TERMINAL, 480/277VAC, 48VDC	AC & MC
[illegible]	[illegible]		1489-[illegible]	AB	CIRCUIT BREAKER, BULLETIN 1489 SERIES 1-POLE CIRCUIT BREAKER AMPS INTERRUPTING: 10000A, C-TRIPPING CHARACTERISTICS STANDARD TERMINAL, 480/277VAC, 48VDC	AC & MC
[illegible]	[illegible]		1489-[illegible]	AB	CIRCUIT BREAKER, BULLETIN 1489 SERIES 1-POLE CIRCUIT BREAKER AMPS INTERRUPTING: 10000A, C-TRIPPING CHARACTERISTICS STANDARD TERMINAL, 480/277VAC, 48VDC	AC & MC
[illegible]	[illegible]		1489-[illegible]	AB	CIRCUIT BREAKER, BULLETIN 1489 SERIES 1-POLE CIRCUIT BREAKER AMPS INTERRUPTING: 10000A, C-TRIPPING CHARACTERISTICS STANDARD TERMINAL, 480/277VAC, 48VDC	AC & MC
[illegible]	[illegible]		1489-[illegible]	AB	CIRCUIT BREAKER, BULLETIN 1489 SERIES 1-POLE CIRCUIT BREAKER AMPS INTERRUPTING: 10000A, C-TRIPPING CHARACTERISTICS STANDARD TERMINAL, 480/277VAC, 48VDC	AC & MC
[illegible]	[illegible]		1489-[illegible]	AB	CIRCUIT BREAKER, BULLETIN 1489 SERIES 2-POLE CIRCUIT BREAKER AMPS INTERRUPTING: 10000A, D-TRIPPING CHARACTERISTICS STANDARD TERMINAL, 480/277VAC, 48VDC	AC & MC
[illegible]	[illegible]		1489-[illegible]	AB	CIRCUIT BREAKER, BULLETIN 1489 SERIES 1-POLE CIRCUIT BREAKER AMPS INTERRUPTING: 10000A, D-TRIPPING CHARACTERISTICS STANDARD TERMINAL, 480/277VAC, 48VDC	AC & MC
[illegible]	[illegible]		1489-[illegible]	AB	CIRCUIT BREAKER, BULLETIN 1489 SERIES 1-POLE CIRCUIT BREAKER AMPS INTERRUPTING: 10000A, D-TRIPPING CHARACTERISTICS STANDARD TERMINAL, 480/277VAC, 48VDC	AC & MC
[illegible]	[illegible]		1489-[illegible]	AB	CIRCUIT BREAKER, BULLETIN 1489 SERIES 1-POLE CIRCUIT BREAKER AMPS INTERRUPTING: 10000A, D-TRIPPING CHARACTERISTICS STANDARD TERMINAL, 480/277VAC, 48VDC	AC & MC
[illegible]	[illegible]		1489-[illegible]	AB	CIRCUIT BREAKER, BULLETIN 1489 SERIES 1-POLE CIRCUIT BREAKER AMPS INTERRUPTING: 10000A, D-TRIPPING CHARACTERISTICS STANDARD TERMINAL, 480/277VAC, 48VDC	AC & MC
[illegible]	[illegible]		1489-D1C[illegible]	AB	CIRCUIT BREAKER, BULLETIN 1489 SERIES 1-POLE CIRCUIT BREAKER AMPS INTERRUPTING: 10000A, D-TRIPPING CHARACTERISTICS STANDARD TERMINAL, 480/277VAC, 48VDC	AC & MC
[illegible]	[illegible]		700-[illegible]	AB	RELAY	AC & MC
[illegible]	[illegible]	F1	700-[illegible]	AB	RELAY - TYPE HK GENERAL PURPOSE TYPE HK DPDT 24VDC 2 FORM C DPDT 2 POLE 2 FORM C	AC & MC
142	[illegible]	F1	700-HN122	AB	RELAY - SOCKET TYPE HN SOCKET SOCKET PANEL OR DIN RAIL MOUNTING 8-BLADE MINIATURE SOCKET FOR USE WITH TYPE HK RELAYS	AC & MC
[illegible]	7	F1	700-[illegible]	AB	RELAY - TYPE CF SEALED 4 POLE TYPE CF 24VAC 3 NO, 1 NC 600V MAX AC, 24 AC, 60 Hz COIL	AC & MC
104	[illegible]	F1	100-[illegible]	AB	AUXILIARY CONTACT, FRONT MOUNT 4 NO AUXILIARY CONTACT FRONT MOUNT 4 NO MODEL [illegible]	AC & MC
[illegible]	[illegible]	F1	1492-PDC[illegible]	ALLEN BRADLEY	OPEN-STYLE POWER DISTRIBUTION BLOCK	AC & MC
[illegible]	[illegible]	F1	1492-PDC[illegible]	ALLEN BRADLEY	OPEN-STYLE POWER DISTRIBUTION BLOCK COVER	AC & MC
[illegible]	[illegible]		1492-[illegible]	ALLEN BRADLEY	ENCLOSED POWER DISTRIBUTION BLOCK	AC & MC
[illegible]	1	F1	194R-[illegible]	AB	DISCONNECT SWITCH, FUSIBLE - 30? 194R 100AMPS INCLUDES SWITCH, ROD, HANDLE, FUSE BLOCK & FUSE CLIPS R 600VAC, 100AMPS	AC & MC
[illegible]		F2	LPJ-[illegible]	BUSSMANN	FUSE-CLASS J	AC & MC
[illegible]		F1	1494-[illegible]	AB	DISCONNECT SWITCH - CONNECTING ROD 1494 100-400 AMPS 12" EXTENDED CONNECTING ROD	AC & MC
173		F2	1494-[illegible]	AB	DISCONNECT SWITCH, SAFETY 1494 - LUG CONNECTORS 100AMPS LUG KIT	AC & MC
[illegible]	3	F1	[illegible]	AB	[illegible]	AC & MC
[illegible]	[illegible]		[illegible]	HOFFMAN	[illegible] SHELF	AC & MC
[illegible]	[illegible]		[illegible]	HOFFMAN	DISCONNECT ADAPTER	AC & MC
[illegible]	[illegible]		1492-[illegible]	AB	TERMINAL JUMPER	AC & MC
[illegible]	[illegible]		1492-[illegible]	AB	DIN RAIL	AC & MC
[illegible]	[illegible]		1492-[illegible]	AB	DIN RAIL TERMINAL TRACK	AC & MC
[illegible]	[illegible]		1492-[illegible]	AB	END ANCHOR	AC & MC
[illegible]	200		1492-[illegible]	AB	BLUE TERMINALS	AC & MC

ITEM/TAGS	QTY	SUB	CATALOG	MFG	DESCRIPTION	VENDOR
[illegible]	[illegible]	F1	[illegible]	AB	SPLICE	AC & MC
[illegible]	[illegible]	F1	[illegible]	AB	I/O TERMINAL BLOCK FOR [illegible]	AC & MC
[illegible]	[illegible]		[illegible]	AB	[illegible] POWER CABLE [illegible]	AC & MC
[illegible]	[illegible]	F1	[illegible]	AB	[illegible] FEED [illegible] CABLE	AC & MC
[illegible]	[illegible]		[illegible]	AB	AC LINE FILTER	AC & MC
[illegible]	[illegible]		[illegible]	AB	PANEL [illegible] PLUG & [illegible]	AC & MC
[illegible]	[illegible]		[illegible]	[illegible]	[illegible]	AC & MC
[illegible]	[illegible]		[illegible]	BALLUFF	[illegible] CABLE [illegible]	[illegible]
[illegible]	[illegible]		[illegible]	BALLUFF	[illegible]	[illegible]
[illegible]	[illegible]	F1	[illegible]	BALLUFF	ETHERNET IP I/O LINK MASTER [illegible] I/O LINK MASTER I/O LINK PORTS	[illegible]
[illegible]	[illegible]	F1	[illegible]	BALLUFF	[illegible] POWER CABLE	[illegible]
[illegible]	[illegible]	F1	[illegible]	BALLUFF	DOUBLE ENDED CABLE [illegible] ETHERNET CABLE	[illegible]
[illegible]	[illegible]	F1	[illegible]	BALLUFF	DOUBLE ENDED CABLE [illegible]	[illegible]
[illegible]	[illegible]	F1	[illegible]	BALLUFF	[illegible] POWER CABLE FEMALE RECEPTACLE	[illegible]
[illegible]	[illegible]	F1	[illegible]	BUSSMANN	[illegible] POLE FUSE BLOCK - CLASS CC FUSE HOLDER 600VAC 1/2-30AMPS	AC & MC
[illegible]	[illegible]	F1	[illegible]	BUSSMANN	[illegible] POLE FUSE BLOCK - CLASS CC FUSE HOLDER 600VAC 1/2-30AMPS	AC & MC
[illegible]	[illegible]	F2	[illegible]	BUSSMANN	FUSE - CLASS CC FAST ACTING	AC & MC
[illegible]	[illegible]	F2	[illegible]	BUSSMANN	[illegible] POLE FUSE BLOCK - CLASS J FUSE HOLDER 600VAC 1/2-30AMPS	AC & MC
[illegible]	[illegible]	F2	LPJ-[illegible]	BUSSMANN	FUSE-CLASS J	AC & MC
[illegible]	[illegible]	F1	[illegible]	BUSSMANN	[illegible] POLE FUSE BLOCK - CLASS J FUSE HOLDER 600VAC 1/2-30AMPS	AC & MC
[illegible]	[illegible]	F2	LPJ-[illegible]	BUSSMANN	FUSE-CLASS J	AC & MC
[illegible]	[illegible]	F1	[illegible]	BUSSMANN	[illegible] POLE FUSE BLOCK - CLASS J FUSE HOLDER 600VAC 1/2-30AMPS	AC & MC
[illegible]	[illegible]	F2	LPJ-[illegible]	BUSSMANN	FUSE-CLASS J	AC & MC
[illegible]	[illegible]	F1	[illegible]	[illegible]	ALUMINUM NEUTRAL BAR GROUND [illegible] [illegible] 4-14	AC & MC
[illegible]	[illegible]	F1	[illegible]	[illegible]	TWO LUG [illegible] LUG GROUND 14-1/0	AC & MC
[illegible]	[illegible]		[illegible]	[illegible]	PROGRAMMING PORT	AC & MC
[illegible]	[illegible]		[illegible]	AB	WHITE PILOT LIGHT PUSH TO TEST	AC & MC
[illegible]	[illegible]		[illegible]	AB	WHITE PILOT LIGHT PUSH TO TEST [illegible]	AC & MC
[illegible]	[illegible]		[illegible]	AB	[illegible] LED	AC & MC
[illegible]	[illegible]		[illegible]	AB	[illegible] LED	AC & MC
[illegible]	[illegible]		[illegible]	AB	[illegible] LED	AC & MC
[illegible]	[illegible]		[illegible]	AB	LINE FILTER FOR POWER FLEX 40 VFD	AC & MC
[illegible]	[illegible]	F1	[illegible]	AB	POWER FLEX 40 VFD	AC & MC
[illegible]	[illegible]	F1	[illegible]	AB	ETHERNET/IP COMM. ADAPTER	AC & MC
[illegible]	[illegible]	F1	[illegible]	AB	[illegible]	AC & MC
[illegible]	[illegible]	F1	[illegible]	AB	[illegible]	AC & MC
[illegible]	[illegible]		[illegible]	AB	IEC CONTACTOR, DC 3 POWER POLES NON-REVERSING [illegible]	AC & MC
[illegible]	[illegible]		[illegible]	AB	IEC CONTACTOR, DC 3 POWER POLES NON-REVERSING [illegible] LINE SIDE [illegible], NON-REVERSING (AUX. NC)	AC & MC
[illegible]	[illegible]		1492-[illegible]	AB	[illegible] TERMINALS	AC & MC
[illegible]	[illegible]		[illegible]	AB	END BARRIER	AC & MC
[illegible]	6FT		[illegible]	THOMAS & BETTS	3" X 4" BLACK DUCT W/HOLES	AC & MC
[illegible]	6FT		[illegible]	THOMAS & BETTS	3" BLACK DUCT COVER	AC & MC
[illegible]	6FT		[illegible]	THOMAS & BETTS	2" X 4" BLACK DUCT W/HOLE	AC & MC
[illegible]	6FT		[illegible]	THOMAS & BETTS	2" BLACK DUCT COVER	AC & MC

ITEM/TAGS	QTY	SUB	CATALOG	MFG	DESCRIPTION	VENDOR
[illegible]	[illegible]		[illegible]	AB	IEC [illegible] OVERLOAD RELAY OVERLOAD RELAY 3.5-14AMPS MOUNTS SEPARATELY 100-C09 [illegible] OVERLOAD RELAY	AC & MC
[illegible]	[illegible]	F1	[illegible]	AB	RED [illegible] HEAD PUSH PULL PB	AC & MC
13[illegible]	[illegible]	F1	[illegible]	AB	N/C CONTACT BLOCK	AC & MC
[illegible]	[illegible]		[illegible]	AB	RED [illegible] HEAD PUSH PULL PB	AC & MC
[illegible]	[illegible]		[illegible]	AB	I.L. GREEN EXTENDED HEAD W/GUARD	AC & MC
[illegible]	[illegible]		1734-AENT	AB	1734 ETHERNET/IP ADAPTER 1734 COMMUNICATION MAX. 63 POINT I/O MODULES / 8 RACK (LIMIT 1A) 24VDC, 400mA	AC & MC
[illegible]	[illegible]		1734-EP24DC	AB	1734 POINT I/O 24VDC EXPANSION POWER SUPPLY 1734 POWER SUPPLY 24VDC EXPANSION POWER SUPPLY, CAPACITY 4-17 MODULES 24VDC, 400mA	AC & MC
[illegible]	[illegible]	F1	1734-[illegible]	AB	1734 SINK INPUT MODULE 1734 DISCRETE INPUT 8 INPUTS, (1 GROUP OF 8), SINKING 24VDC	AC & MC
173		F1	1734-TB	AB	1734 POINT I/O WIRING BASE ASSEMBLY 1734 BASE PRE-ASSEMBLED MOUNTING BASE AND 8 - TERMINAL CAGE-CLAMP RTB 24VDC, 120/240VAC, 10A	AC & MC
[illegible]	[illegible]	F1	1734-[illegible]	AB	1734 SINK INPUT MODULE 1734 DISCRETE INPUT 8 INPUTS, (1 GROUP OF 8), SINKING 24VDC	AC & MC
[illegible]	[illegible]	F1	1734-[illegible]	AB	1734 ANALOG VOLTAGE INPUT MODULE 1734 ANALOG INPUT 2 SINGLE-ENDED VOLTAGE INPUTS, 0-10V, +/-10V 24VDC, 10mA	AC & MC
173	[illegible]	F1	1734-TB	AB	1734 POINT I/O WIRING BASE ASSEMBLY 1734 BASE PRE-ASSEMBLED MOUNTING BASE AND 8 - TERMINAL CAGE-CLAMP RTB 24VDC, 120/240VAC, 10A	AC & MC
[illegible]	[illegible]	F1	1734-[illegible]	AB	1734 PROTECTED SOURCE OUTPUT [illegible] DC MODULE 1734 DISCRETE OUTPUT 8 OUTPUTS, (1 GROUP OF 8) NON-ISOLATED, SOURCING 24VDC	AC & MC
[illegible]	[illegible]	F1	1734-[illegible]	AB	1734 ANALOG VOLTAGE OUTPUT MODULE 1734 ANALOG OUTPUT 2 SINGLE-ENDED VOLTAGE OUTPUTS, 0-10V, +/-10V 24VDC, 35mA (INCLUDING OUTPUTS 2mA)	AC & MC
[illegible]	[illegible]	F1	1734-[illegible]	AB	1734 RELAY OUTPUT MODULE 1734 DISCRETE OUTPUT 8 OUTPUTS - FORM A ISOLATED ELECTROMECHANICAL RELAYS 24VDC, 4A PER MODULE	AC & MC
[illegible]	[illegible]		1769-[illegible]	AB	MICRO LOGIX PLC 1500 COMPACT SERIES DC INPUT MODULE 1769 DISCRETE INPUT 24 VDC 16 POINT SINK/SOURCE INPUT	AC & MC
[illegible]	[illegible]		1769-[illegible]	AB	MICRO LOGIX PLC 1500 COMPACT SERIES DC OUTPUT MODULE 1769 DISCRETE OUTPUT 24 VDC, 1A 16 POINT SOURCING OUTPUT	AC & MC
[illegible]	[illegible]	F1	1769-[illegible]	AB	1769 MICRO LOGIX 1500 COMPACT I/O MODULE 1769 POWER SUPPLY 120/240VAC POWER SUPPLY	AC & MC
134	[illegible]	F1	1769-[illegible]	AB		AC & MC
135	[illegible]	F1	1769-[illegible]	AB	1769 MICRO LOGIX 1500 COMPACT I/O MODULE RH END COVER 1769 DISCRETE OUTPUT RIGHT HAND ENDCAP	AC & MC
341	[illegible]		[illegible]	PARKER	FILTER/REGULATOR	PARKER
342	[illegible]		[illegible]	PARKER	PORT BLOCK CONNECTOR KIT	PARKER
343	[illegible]		[illegible]	PARKER	WALL MOUNTING KIT	PARKER
344	[illegible]		[illegible]	PARKER	MODULAR BLOCK	PARKER
345	[illegible]		[illegible]	PARKER	BODY CONNECTOR	PARKER
[illegible]	[illegible]		[illegible]	PARKER	LOCKOUT	PARKER
[illegible]	[illegible]	F4	[illegible]	PARKER	10 STATION MANIFOLD	PARKER
347	[illegible]	F6	[illegible]	PARKER	ISO-[illegible] VALVE, ISO 5599-2 SIZE 1 3/2-10W 1.7..10bar DOUBLE SOLENOID, INTERNAL PILOT 24VDC, NON-LOCKING, FLUSH, PUSH - W/ LIGHT	PARKER
348	18	F10	[illegible]	PARKER	MANIFOLD BASE	PARKER

ITEM/TAGS	QTY	SUB	CATALOG	MFG	DESCRIPTION	VENDOR
[illegible] V5 V6 V7 V8 V9	[illegible]		[illegible]	PARKER	BLANK PLATE	PARKER
[illegible]	[illegible]		[illegible]-24-[illegible]	SOLA	24VDC 30A POWER SUPPLY 24V/30A 1-PHASE POWER SUPPLY	AC & MC
[illegible]	[illegible]		[illegible]-24-[illegible]	SOLA	24VDC 30A POWER SUPPLY 24V/30A 1-PHASE POWER SUPPLY	AC & MC
[illegible]	[illegible]		[illegible]	AB	SAFETY RELAY SAFETY RELAY [illegible] NO, 1 NC, 1 AUX NO	AC & MC
[illegible]	[illegible]		[illegible]	ALLEN BRADLEY	[illegible] SAFETY RELAY	AC & MC
[illegible]	[illegible]		[illegible]	SOLA HEVI-DUTY	[illegible] TRANSFORMER	AC & MC
[illegible]	[illegible]		[illegible]	CONTEMPORARY CONTROLS	[illegible] PORT UNMANAGED ETHERNET SWITCH	[illegible]
[illegible]	[illegible]		[illegible]	CONTEMPORARY CONTROLS	[illegible] PORT UNMANAGED ETHERNET SWITCH	[illegible]
[illegible]	[illegible]		[illegible]	[illegible]	[illegible] COMPACT [illegible] DISCONNECT	AC & MC
[illegible]	[illegible]		[illegible]	HOFFMAN	30 X 30 CONSOLE	AC & MC
[illegible]	[illegible]		[illegible]	HOFFMAN	4 X 4 X 30" PEDESTAL COLUMN	AC & MC
[illegible]	[illegible]		[illegible]	HOFFMAN	18 X 18 PEDESTAL BASE	AC & MC
[illegible]	[illegible]		[illegible]	HOFFMAN	2 DOOR DISCONNECT ENCLOSURE	AC & MC
[illegible]	[illegible]		[illegible]	HOFFMAN	SUB PANEL	AC & MC

PARKER

DRAWN BY:	WZ	TITLE				
DATE:	6-14-2013					
DETAILED BY:	WZ					
DATE:	6-14-2013					
REV	DWG NO: HIS-1012-E41	SIZE D	SCALE	SHEETS 44	SHEET 41	

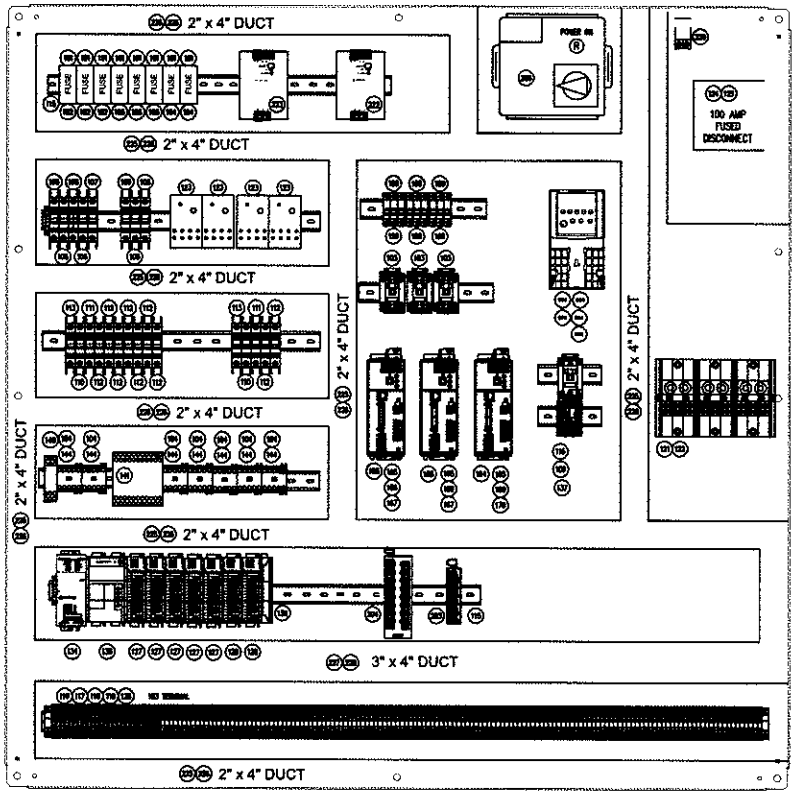

PARKER					
DRAWN BY: WZ	TITLE				
DATE: 6-14-2013					
DESIGNED BY: WZ					
DATE: 6-14-2013					
REV	DWG NO: HIS-1012-E42	REV: D	SCALE	SHEET: 44	OF: 42

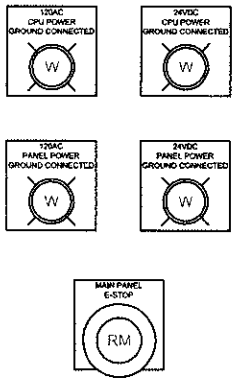

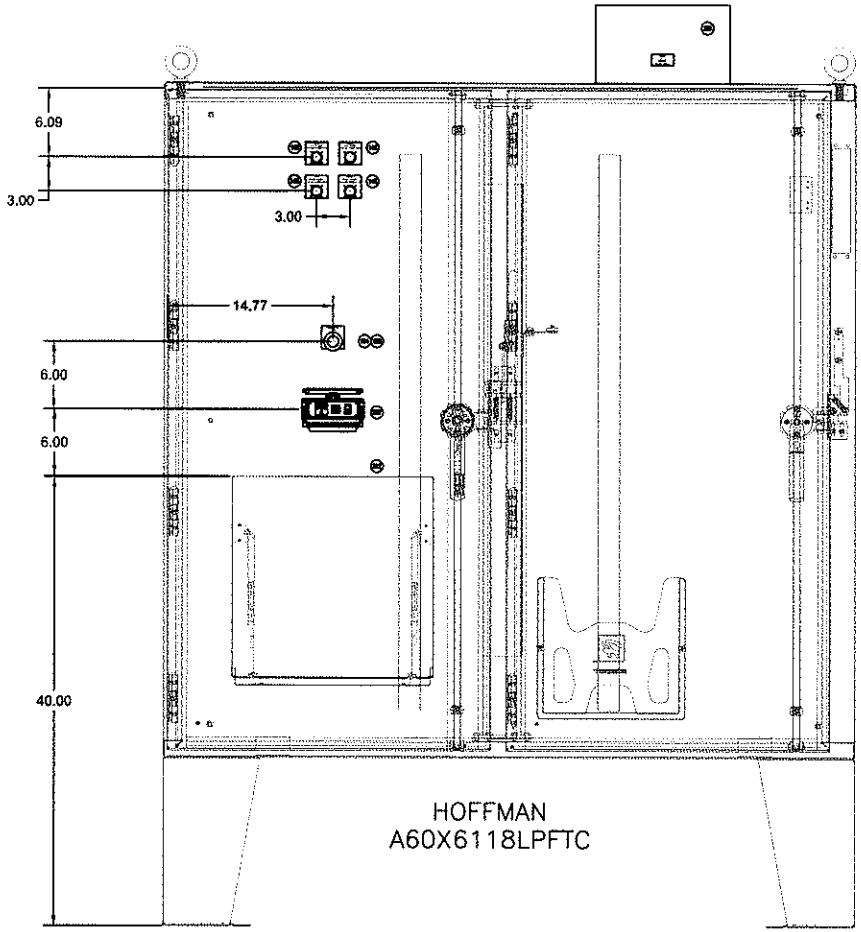

PARKER				
DRAWN BY: WZ	TITLE			
DATE: 5-14-2013				
DETAILED BY: WZ				
DATE: 5-14-2013				
REV	DWG NO: HIS-1012-E43	REV D	SCALE	SHEET 44 OF 43

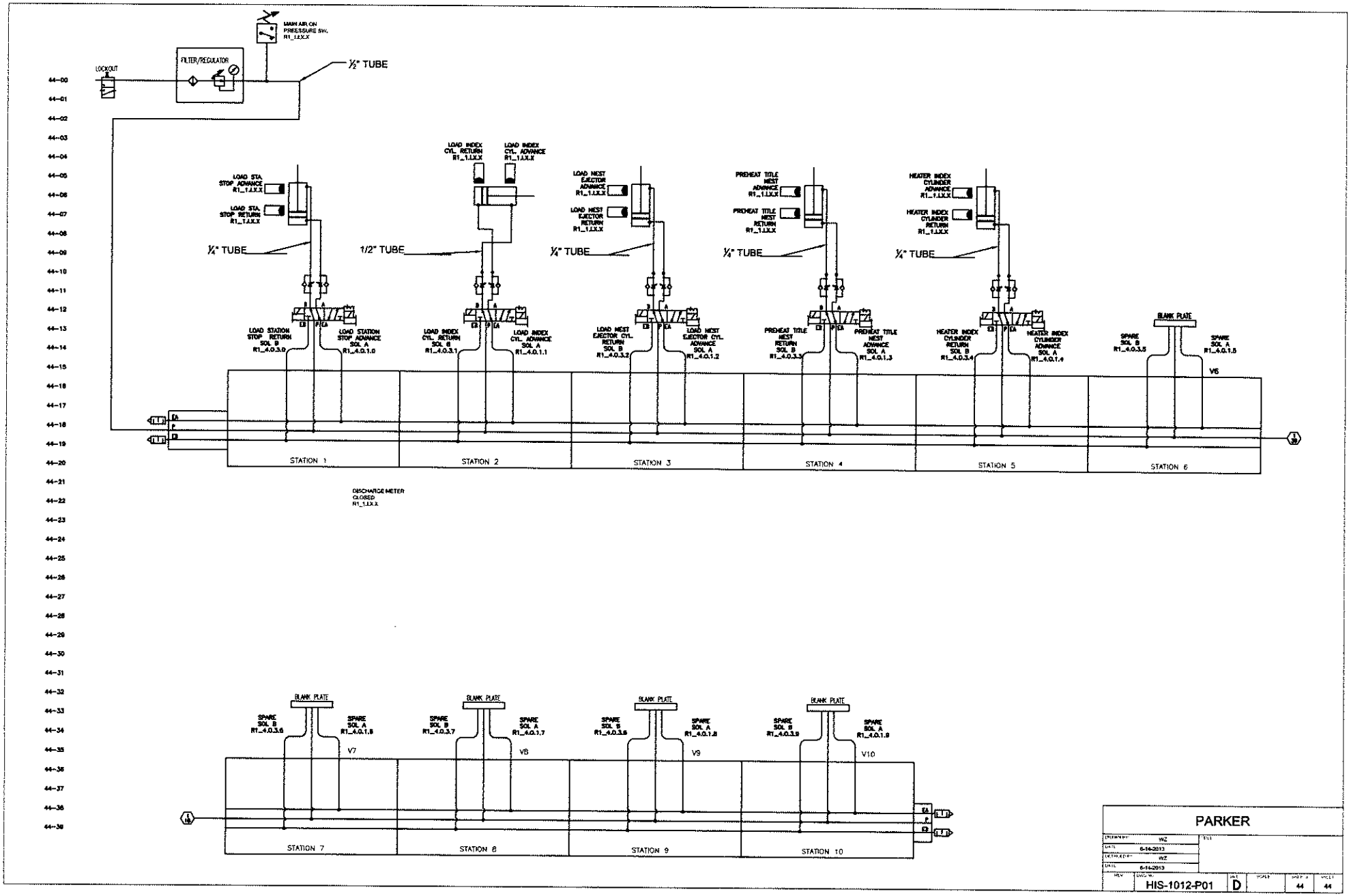
MAIN AIR ON PRESSURE SW. R1_1.X.X.X
LOCKOUT
FILTER/REGULATOR
½" TUBE
LOAD STA. STOP ADVANCE R1_1.X.X.X
LOAD STA. STOP RETURN R1_1.X.X.X
¼" TUBE
LOAD INDEX CYL. RETURN R1_1.X.X.X
LOAD INDEX CYL. ADVANCE R1_1.X.X.X
1/2" TUBE
LOAD NEST EJECTOR ADVANCE R1_1.X.X.X
LOAD NEST EJECTOR RETURN R1_1.X.X.X
PREHEAT TITLE NEST ADVANCE R1_1.X.X.X
PREHEAT TITLE NEST RETURN R1_1.X.X.X
HEATER INDEX CYLINDER ADVANCE R1_1.X.X.X
HEATER INDEX CYLINDER RETURN R1_1.X.X.X
LOAD STATION STOP RETURN SOL B R1_4.0.3.0
LOAD STATION STOP ADVANCE SOL A R1_4.0.1.0
LOAD INDEX CYL. RETURN SOL B R1_4.0.3.1
LOAD INDEX CYL. ADVANCE SOL A R1_4.0.1.1
LOAD NEST EJECTOR CYL. RETURN SOL B R1_4.0.3.2
LOAD NEST EJECTOR CYL. ADVANCE SOL A R1_4.0.1.2
PREHEAT TITLE NEST RETURN SOL B R1_4.0.3.3
PREHEAT TITLE NEST ADVANCE SOL A R1_4.0.1.3
HEATER INDEX CYLINDER RETURN SOL B R1_4.0.3.4
HEATER INDEX CYLINDER ADVANCE SOL A R1_4.0.1.4
BLANK PLATE
SPARE SOL B R1_4.0.3.5
SPARE SOL A R1_4.0.1.5
V6
STATION 1
STATION 2
STATION 3
STATION 4
STATION 5
STATION 6
DISCHARGE METER CLOSED R1_1.X.X.X
SPARE SOL B R1_4.0.3.6
SPARE SOL A R1_4.0.1.6
V7
SPARE SOL B R1_4.0.3.7
SPARE SOL A R1_4.0.1.7
V8
SPARE SOL B R1_4.0.3.8
SPARE SOL A R1_4.0.1.8
V9
SPARE SOL B R1_4.0.3.9
SPARE SOL A R1_4.0.1.9
V10
STATION 7
STATION 8
STATION 9
STATION 10
PARKER
WZ
6-14-2013
HIS-1012-P01
D
44