



PII140 IRONWORKER




**PII140 Machine Price including Standard Equipment Listed Below
\$88,995.**

(Prices listed are ExWorks Rockford, IL, in USD and are valid for machines purchased and installed in the U.S.)

STANDARD EQUIPMENT

Automatic Hold Down
Punch Holder, Stripper, & Die Block
5 Punch & Die Sets 9/16" through 1-1/16"
Set of Angle Knives
Set 1-1/4" Round Bar Knives
Set of 16-5/8" Plate Shear Knives

Coupling Wrench
Chip Bucket
Extra Filter Element
Two (2) Foot Switches
Instruction/Parts Book/Video Link
Set of Coper Knives



STANDARD FEATURES

- 1. Mechanical Stripper Attachment-** keeps material flat through the punching process, eliminating distortion. The shorter required stroke gives you a faster punching cycle.
- 2. Automatic Urethane Hold-downs-** clamps and releases material automatically with each stroke. Part movement is eliminated by clamping the part throughout the entire shearing cycle.
- 3. Visibility-** a direct line of sight over the hold down bar allows the operator to easily and accurately line up cuts to the shear blades.
- 4. Flat Bar Shear-** the low rake angle shear design results in flatter and higher quality sheared parts. Shear blades have four useable edges giving you a longer life and less expensive blades.
- 5. Angle Shear-** the floating upper blade seats in the center of the angle prior to cutting minimizing distortion giving you a higher quality cut.
- 6. Coper Notcher-** the low rake angle keeps part flat and under control during notching.

Piranha work stations are at a consistent, ergonomic level throughout the entire machine. Easily adaptable to material feed systems without the need to adjust the height between stations.





MAXIMUM SPECIFICATIONS (rated on mild steel – 60,000 PSI Tensile)

Punching (140 Tons)	1-3/8" diameter through 1-1/4" plate
Throat Depth	20.5"
Bending (Optional)	18" up to 48" w/4-way die block
Round Bar Shear	1/2" through 2"
Square Bar Shear	1/2" through 1-3/8"
Flat Bar Shear	20" x 1/2", 18" x 3/4", 14" x 1"
Angle Shear	6" x 6" x 5/8"
Coping/Notching	4" x 6" x 3/8"
Motor	20 HP
Weight	11,930 Lbs.

ESTIMATED COST OF OWNERSHIP*

3 Years **\$14.83 / Hour**

4 Years **\$11.12 / Hour**

5 Years **\$8.90 / Hour**

***Based on a 50-week year and 40 hours per week**

DELIVERY

Normal delivery is from stock subject to confirmation at the time of order. Price is ExWorks factory Rockford, Illinois and does not include any applicable sales tax or installation. **Up to forty gallons** of ISO Grade 32 hydraulic oil is required. The machine is shipped totally wired through the electrical enclosure box. It has been left to the purchaser's discretion whether to wire direct to a disconnect or to install a cord and plug for mobility.

SHIPMENT REQUIREMENTS

MegaFab requires Flatbed Trailer(s), with adequate Chains and tarps (to cover full height and width), to assure protection of this equipment when using truck transportation. Please make sure that adequate deck space is allotted for machine and all accessories shipping with order. Upon request, MegaFab will arrange shipping to destination. Freight and insurance charges are the responsibility of the customer, and will be invoiced on machine order. Please consult the factory for any questions regarding shipping requirements.

WARRANTY

Twelve (12) months, covering parts against defects in materials or workmanship.


AVAILABLE OPTIONS

BENDING ATTACHMENTS

The bending attachments are designed to increase productivity on the punch end of the machine. Bending attachments come in 18", 24", 36" versions and a 24" Press Brake tool holder that are mounted parallel to the beam allowing you unlimited throat depth. All bending attachments include 4-way bending dies with openings of 7/8", 1-1/8", 1-1/2" and 2".

4478520	18" Bending Attachment	\$2,495
4478540	24" Bending Attachment	\$2,695
4478560	36" Bending Attachment	\$3,495
4478580	48" Bending Attachment	\$4,095
4478550	24" Press Brake Holder Upper*	\$2,195
44319621	24" Press Brake Holder Lower*	\$695
4476650	Break Set Back Gauge	\$1,895




Tooling holders only. Does not include punch or die



CHANNEL PROCESSING ATTACHMENTS

On the punch end of the machine we offer an adjustable Channel Shear capable of shearing 2"-8" standard channel. We also offer a Channel Die Block which replaces the standard die block and is designed to punch a hole in the leg or web of channel.

Channel Shear Kits are size specific channel shear blades and a hold down block that replace the standard angle knives and angle block and allows you to shear channel without slug loss in the angle section of the machine.



4478600	Channel Shear 2"-8" adjustable	Photo A	\$5,054
4481615	Channel Die Block	Photo B	\$1,295
0260291	Channel Shear Kit C 4x5.4#	Photo C	\$1,495
0260292	Channel Shear Kit C 5x6.7#	Photo C	\$1,495
0260293	Channel Shear Kit C 6x8.2#	Photo C	\$1,495

OVERSIZE PUNCHING ATTACHMENTS

Oversize Attachments mount in place of standard punch attachment and are designed to punch a 50-ton maximum hole. Heavy Duty attachments and urethane stripping options for attachments 2-3/4" and larger are available upon request.


4781622	2" 28XX Punch Attachment (2" Max Hole)	\$1,745
4781624	3" 28XX Punch Attachment (3" Max Hole)	\$1,945
4781626	4" 28XX Punch Attachment (4" Max Hole)	\$2,345
4781628	5" 28XX Punch Attachment (5" Max Hole)	\$2,545



AVAILABLE OPTIONS (continued)

QUICKSET GAUGING TABLES

The quickset gauging table option is a productivity tool for the punch end. The gauging table mounts around the die block and uses finger stops to repeat a series of punched holes in flat bar or angle. The attachment comes with a table and flat bar gauge with measuring rules for easy hole location layout. A 5' or 10' extension can be added to the left or right side of the base table for longer part processing.



47816201	Punch Quick Set Plate/Angle Gauging Table	\$1,895
4431618	5' Quick Set Table Extension Attachment	\$1,395
4431619	10' Quick Set Table Extension Attachment	\$1,795

SHEARING BACKGAUGES

The backgauge option is a productivity tool for the shearing section. The backgauge mounts on the drop side of the machine and uses a compression sleeve for infinite, easy adjustment to gauge cut lengths in the angle, flat bar and round bar shearing stations. Electronic versions of this backgauge are available which automatically cycles the machine every time material makes contact with the backgauge probe. A support leg is included with the 9' and 12' versions.



44417501	3' Backgauge, manual	\$2,295	44417503	3' Backgauge, electric	\$5,895
44417506	6' Backgauge, manual	\$2,495	44417507	6' Backgauge, electric	\$6,095
44417509	9' Backgauge w/leg, manual	\$2,895	44417508	9' Backgauge w/ leg, electric	\$6,295
44417502	12' Backgauge w/leg, manual	\$3,095	44417504	12' Backgauge w/leg, electric	\$6,495

ROLLER FEED TABLES

The roller feed tables come in 5' lengths and can be bolted together to make longer sections for fast, easy feeding of plate or angle. Includes 20" wide rollers for flat bar and 6" rollers in the angle section. Adjustable to accommodate floor height and machine type.

4431850	5' Roller Feed Table	\$2,095
---------	----------------------	---------




AVAILABLE OPTIONS (continued)

PIPE NOTCHING ATTACHMENTS

The pipe notching attachments mount easily on the platen table in place of the punch die block. This is a single notch system. To notch both sides of the pipe you must rotate the pipe and realign with the notching die for the second notch. The pipe notching attachment is made up of three separate pieces, the pipe notching die holder, the pipe notching die and the pipe notching striker.

- The pipe notching die holder is a universal die holder that bolts to the platen table and can accept 3/4" through 2" Schedule 40 Pipe Notching Dies
- The pipe notching dies are spring return die sets that mount in the pipe notching die holder. Standard sizes of pipe notching dies are 3/4", 1", 1-1/4", 1-1/2" and 2" Schedule 40. Other sizes of pipe and tube notching dies are available upon request but may require a different die holder.
- The pipe notching striker is an extended flat bottom punch used in your standard stripper assembly to press down the pipe notching die.



4433631	Pipe Notching Die Holder	\$265
4433642	3/4" Schedule 40 Pipe Notching Die	\$432
4433636	1" Schedule 40 Pipe Notching Die	\$432
4433637	1-1/4" Schedule 40 Pipe Notching Die	\$432
4433638	1-1/2" Schedule 40 Pipe Notching Die	\$432
4433639	2" Schedule 40 Pipe Notching Die	\$526
4433641	Fig. EF Pipe Notching Striker	\$38

PERFORMANCE / MOTOR OPTIONS

44716051	Dual Palm Control	\$2,995
----------	-------------------	---------



COMPARISON CHART

Please use the below chart to help make a comparison between the Piranha Ironworker and other brands. We have filled in some capacities and features that are very beneficial to all ironworker users. Fill in the boxes provided for the other brands to help you make your comparisons.

FEATURE	PIRANHA PII140		
PUNCH CAPACITY	140 TONS 1-3/8" HOLE IN 1-1/4" PLATE		
THROAT DEPTH	20-1/2"		
PUNCH AND DIES	5 PIECE SET INCLUDED		
FLAT SHEAR CAPACITY	20" OF 1/2" PLATE 18" OF 3/4" PLATE 14" OF 1" PLATE		
ANGLE SHEAR CAPACITY	6" X 6" X 5/8"		
NOTCHING CAPACITY	4" X 6" X 3/8"		
PUNCH STRIPPING TYPE	MECHANICAL CLAMPING AND STRIPPING INCLUDED		
SHEARING HOLD DOWN TYPE	AUTOMATIC URETHANE CLAMPING INCLUDED		
WEIGHT	11,930 LBS.		
INVESTMENT	\$88,995.		

Prices and specs are subject to change without notice.