






FIBER LASER CUTTING MACHINE	
	<b>Laser Power</b>
	<b>12kw</b>
<b>Centrifugal Fan</b>	Included
<b>Freight &amp; Tariff</b>	Included
<b>Installation &amp; Training Cost</b>	Included
<b>Transportation</b>	By Sea
<b>Loading Container</b>	1*40'FR
<b>Payment Terms</b>	30% down payment, 70% before shipment.
<b>Warranty</b>	Three years limited warranty for main parts. One year free labor.
Optional	
<b>Scanning Cutting</b>	
<b>Fume Filter</b>	
<b>Air Compressor</b>	
Basic Parameter	
Working area	6100mm*2500mm (≈ 20'x8.2')
Max. linkage speed	100m/min (328ft/min)
Intelligent Function	
Bodor Lightning perforation technology	Yes
High Speed Cutting Expert Database	Yes
Remnant Typesetting	Yes
Air pressure intelligent control	12KW and above
Automatic adjustment of cutting gas pressure	6kW and below: O <sub>2</sub> above 6kW: O <sub>2</sub> , N <sub>2</sub> , air
Gas filtration alarm device	12KW and above
Auto-focus of laser head	Yes
Laser cutting technology expert database	Yes
Ergonomic Remote Control (Bodor Mango®)	Yes
Active anti-collision function	Yes
Intelligent anti-shake of sheet edge	Yes
High quality Cutting Expert Database	Yes
Anti-slag Protection	Yes
Mineral casting anti burning	Yes
Gas-saving steady flow nozzle	Yes
Automatic lubrication	Yes
Intelligent maintenance reminder	Yes
WIFI internet connection	Yes
Bodor Cloud service	Yes
Performance	
Requirements for sheet	Plate thickness ≥ 0.8mm
Max. acceleration	1.5G

Table load bearing	2992kg (1-6kw) 3595kg (12kw)
Machine overall dimensions	8121mm*3925mm*1830mm (≈26.6'x12.9'x6')
Overall weight	3530kg
Z axis travel	100mm (≈3.9")
Positioning accuracy	±0.05mm/m
Repositioning accuracy	±0.03mm
Φ30mm roundness	≤0.15mm
<input type="checkbox"/> 30mm adjacent side dimension difference	≤0.06mm
<input type="checkbox"/> 190mm adjacent side dimension difference	≤0.15mm
<input type="checkbox"/> 190mm diagonal size difference	≤0.20mm
<b>Configuration</b>	
Laser source	Bodor Power
Laser head	BodorGenius
Machine bed	Mortise-and-tenon structure bed
Gantry structure	Stretched Aluminum gantry
Linear Rails	Bodor
Rack	Bodor
X-axis, Y-axis, Z-axis, A-axis Servo motor and driver	Bodor
Integral aluminum cantilever for high pressure steel mould casting	Yes
Control system	Bodor Thinker
Display size	21.5 inches
System identification file format	DXF, DWG, PLT, NC, G file
Intelligent alarm	Yes
Water Chiller	Yes
Power Requirements	220V/440V/480V 60HZ 3PHASE (Up to Clients Power Requirement)
Total power capacity/current with 12KW source (380V)	78.6KVA/119.5A
Total power capacity/current with 6KW source (380V)	48.1KVA/73.1A
Total power capacity/current with 3KW source (380V)	41.8KVA/63.4A
<b>A6Plus Photo</b>	





**Cutting Samples**



**Key Configuration Photos**




Mortise-and-tenon welding structure machine bed

Stretched Aluminum Gantry

21.5 inches Display



**BodorPower Laser Source**



**BodorGenius Laser Cutting Head**



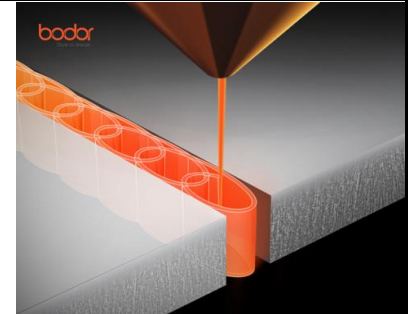
**BodorThinker Control System**



**Air Compressor (Optional)**



**Fume Filter (Optional)**



**Scanning Cutting (Optional)**

**Cutting Parameters**

Power	Thickness (mm)	Thickness (mm)																										
		1	2	3 (1/8")	4	5	6 (1/4")	8	10	12 (1/2")	14	16	18	20	25 (1")	30	35	40	45	50 (2")	60	70	80	90	100 (4")	110		
Carbon steel (Q235A) 02	50kw	9-11	5-7.5	3.5-5.5	3.5-5	3.3-4.8	3-4.5	2.5-3.6	2.2-2.8	1.6-2.1	1.6-2.0	1.5-2.0	1.4-2.0	1.5-1.9	1.0-1.6	1.1-1.4	0.9-1.1	1.0-1.2	0.9-1.1	0.6-1.0	0.4-0.8	0.3-0.5	0.2-0.3	0.2-0.3	0.1-0.2	0.1-0.2	0.1-0.2	0.1-0.2
	30kw	9-11	5-7.5	3.5-5.5	3.5-5	3.3-4.8	3-4.5	2.5-3.6	2.2-2.8	1.6-2.1	1.6-2.0	1.5-2.0	1.4-2.0	1.5-1.9	1.0-1.6	1.1-1.4	0.9-1.1	0.8-1.0	0.5-0.9	0.4-0.8	0.2-0.6	0.2-0.3	0.2-0.3	0.1-0.2	0.1-0.2	0.1-0.2	0.1-0.2	0.1-0.2
	22kw	9-11	5-7.5	3.5-5.5	3.5-5	3.3-4.8	3.0-4.2	2.5-3.5	2.0-2.7	1.6-2.1	1.5-2.0	1.4-2.0	1.4-2.0	1.5-1.9	1.0-1.6	0.8-1.4	0.6-1	0.5-0.9	0.3-0.5	0.2-0.5	0.2-0.3	0.1-0.3	0.1-0.3	0.1-0.3	0.1-0.3	0.1-0.3	0.1-0.3	0.1-0.3
	12kw	9-11	5-7.5	3.5-5.5	3.5-5	3.3-4.8	3.0-4.2	2.5-3.5	2.2-2.7	1.2-2.1	1.7-1.9	1.2-1.7	1.0-1.8	0.6-1.5	0.5-1.2	0.3-1.0	0.3-0.7	0.2-0.4	0.2-0.3	0.15-0.25	0.2-0.3	0.2-0.3	0.2-0.3	0.2-0.3	0.2-0.3	0.2-0.3	0.2-0.3	0.2-0.3
	6000W	8-10	5-7.5	3.5-5	3.0-4.5	3.0-4.2	2.5-3.5	2.2-3.2	1.8-2.5	1.2-2.1	1.2-1.8	0.8-1.5	0.6-1.2	0.5-0.8	0.3-0.55	0.2-0.3												
	3000W	8.0-10	5.5-7.5	3.0-4.0	2.8-3.5	2.6-3.2	2.5-2.6	1.6-1.8	1.4-1.6	1.0-1.4	0.8-0.9	0.7-0.8	0.6-0.7	0.5-0.6														
Stainless steel (201) N2	50kw	72-100	60-75	45-65	35-45	30-35	25-30	25-30	18-22	16-18	11-15	11-13	9-11	8-10	6-7	4-5	2.8-3.5	2-2.5	1-1.5	0.6-1	0.4-0.6	0.35-0.5	0.2-0.4	0.2-0.3	0.1-0.2	0.1-0.2	0.1-0.2	
	30kw	72-100	50-75	38-55	30-40	25-32	20-29	15-20	12-17	9-14	7-11	5-9	3-8	3-7	2-4.5	1.5-3.2	1.0-1.5	0.8-1.7	0.6-1.0	0.25-0.5	0.2-0.3	0.17-0.3	0.15-0.3	0.1-0.2	0.1-0.2	0.07-0.1	0.07-0.1	
	22kw	72-100	50-75	38-55	25-35	24-32	20-25	15-19	10-13.5	8.0-10	6.0-8.5	4.0-6.0	3.0-3.5	2.0-3.0	1.5-2.2	1.2-1.5	0.4-0.8	0.3-0.6	0.2-0.6	0.2-0.5	0.1-0.3	0.1-0.3	0.1-0.3	0.1-0.3	0.1-0.2	0.1-0.2	0.1-0.2	
	12kw	70-85	40-66	35-45	20-32	18-25	12-15	8-12	6.0-8.0	4.0-5.5	3.0-5.0	2.2-2.8	1.2-2.0	1.0-1.6	0.5-0.8	0.3-0.6	0.3-0.5	0.3-0.5	0.2-0.4	0.1-0.2								
	6000W	42-52	20-33	15-22	10-15	7.0-12	4.8-9.0	3.0-4.0	1.6-2.5	0.8-1.5	0.6-1.2	0.5-1.0	0.4-0.8	0.3-0.6	0.2-0.4													
	3000W	30-55	12-30	6.0-10.0	4.0-6.0	3.0-5.0	2.0-3.2	1.0-1.8	0.5-0.85	0.4-0.5																		
Aluminum N2	50kw	70-100	40-70	35-60	30-45	22-35	18-32	12-23	7-16	4.5-12	3-8	2.5-6	1.8-2.2	1.5-2	0.8-1.5	0.6-1.2	0.4-0.9	0.4-0.6	0.4-0.5	0.3-0.4	0.2-0.4	0.1-0.3	0.1-0.3	0.1-0.3	0.1-0.2	0.1-0.2	0.1-0.2	
	30kw	70-100	40-70	35-60	30-45	22-35	18-32	12-23	7-16	4.5-12	3-8	2.5-6	1.8-2.2	1.5-2	0.8-1.5	0.6-1.2	0.4-0.9	0.4-0.6	0.4-0.5	0.3-0.4	0.2-0.4	0.1-0.3	0.1-0.3	0.1-0.3	0.1-0.2	0.1-0.2	0.1-0.2	
	22kw	70-100	40-70	35-60	30-43	22-35	18-28	12-20	7.0-12.0	4.5-6.5	3.0-4.0	2.5-3.5	1.8-2.2	1.5-2.0	0.8-1.5	0.6-1.2	0.4-0.9	0.3-0.5	0.3-0.4	0.2-0.4	0.2-0.4	0.1-0.3	0.1-0.3	0.1-0.3	0.1-0.3	0.1-0.3	0.1-0.3	
	12kw	60-85	38-50	30-40	20-30	15-25	10-15	7.0-12	4.5-8.0	4.0-5.0	1.8-2.7	1.5-2.5	1.0-1.8	0.9-1.5	0.6-0.9	0.3-0.8	0.3-0.6	0.3-0.4	0.2-0.3	0.1-0.2								
	6000W	42-55	20-40	15-25	9.5-12	5.0-8.0	3.8-5.0	2.0-2.5	1.0-1.5	0.8-1.3	0.9-1.2	0.5-0.8	0.5-0.7	0.5-0.7	0.3-0.5													
	3000W	25-30	13-20	6.5-7.5	3.5-5.0	2.5-3.5	1.5-2.5	0.7-1.0																				
Brass N2	50kw	65-75	40-60	30-45	25-38	22-31	15-25	12-18	8-14	5-10	4.5-6.5	4-6.5	3-5.5	2-4	1.5-3	1-1.5	0.5-1	0.5-0.8										
	30kw	65-75	40-60	30-45	25-38	22-31	15-25	12-18	8-14	5-10	4.5-6.5	4-6.5	3-5.5	2-4	1.5-3	1-1.5	0.5-1	0.5-0.8										
	22kw	65-75	40-60	25-40	20-35	20-28	12-20	9.0-12	6.0-10	3.0-4.5	1.8-4.0	1.5-3.0	1.0-2.5	0.4-2.0	0.3-0.5	0.2-0.4	0.1-0.2											
	12kw	55-65	38-42	18-30	15-20	10-15	6.0-8.0	5.0-7.0	4.5-6.0	2.4-4.0	0.8-1.5	0.6-1.2	0.4-0.6	0.3-0.5														
	6000W	35-45	20-30	12-18	8.0-12.0	6.0-8.0	3.0-6.5	1.6-2.2	0.8-1.2	0.3-0.5	0.3-0.5																	
	3000W	20-30	6.0-10	3.0-8.0	2.5-4.0	1.5-2.0	1.0-1.8																					

**Packing Photos**



**Packing in Factory**



**In Container**



**In Container Yard**

**ABOUT BODOR**

A company of over 2,000 people only focusing on fiber laser cutting machines.

Local Sales & Engineer Service team in American.

Over 150 backbone researchers only into laser field.

Bodor Super Factory covers over 60, 000 m<sup>2</sup>.

Exports of fiber laser cutting machine are No.1 in China.

Users of over 150 countries are happy with Bodor.

Bodor gains patents and certifications (CSA, cTUVus, CE, FDA, ISO 9001, BV, SGS, etc.)



Won the German IF Award at the International Industry Awards in 2019. Won the German Red Dot Award at the International Industry Awards in 2018. Won the China Red Star Design Award, National High-tech Zone Gazelle Enterprise in 2016. International awards 10+; industry awards 50+; patent certificates 130+.



**Leading Manufacturer**

**World Brand**

**Honors**

**Bodor China**



**Bodor USA**

















