



Mobile Column

HEAVY DUTY LIFTING SYSTEMS

Dependable
Mobile Buy America
World
Ergonomic
Performance
FLEET
Versatile
Productive
Reliable
FAST
LEADER
RedFire™ Remote controlled
Battery Efficient
ENVIRONMENTALLY FRIENDLY
Patented
Innovative
MACH™
Wireless
Employee Retention
Best Techs
Adjustable
Legendary
HEAVY DUTY
Career Extender



www.rotarylif.com



Shown: MCHF419U1A00 / Wireless remote-controlled model

POWERED BY
RedFire

WIRELESS AND REMOTE CONTROLLED FLEX™/FLEXMAX™

REMOTE-CONTROLLED LIFTING WITH CONTROLS AT EACH COLUMN

Unmatched lifting versatility and flexibility with the mobility to monitor and adjust your columns anywhere in your shop.

Save critical set up time on every lift by not waiting at each column to sync.

Remote control auto detects and connects when communicating around the vehicle to the columns. Handheld control allows user to move around vehicle and observe the entire bay during operation. **Premium FLEXMAX lifts** provide the same remote-controlled flexibility plus added operational controls at each column giving technicians the choice to work in the most comfortable, productive and efficient way possible.

POWERED BY
RedFire
LIFT UP TO 144,000 LBS.



FLEXMAX419
18,800 lbs. capacity column

Shown: MCHM419U100

MODEL FEATURES:

Column capacities at 18,800 lbs. and 14,000 lbs. in configurations of two, four, six or eight columns



Ergonomic, wireless hand-held remote control walks the technician through the system set up. Status lights indicate standby or paired columns.

Controller includes:

- On/off power button with info screen
- 2-speed joystick control with convenient auto resume
- Single lower-to-lock button with E-stop control
- Remote battery indicator
- Press Protect™ eliminates accidental button presses
- Audible warning when operator is out of range
- 99 system IDs to eliminate communication interference
- Height and weight digital display gauge displays
- Software upgrades can be made wirelessly



FLEXMAX single column controls allow user with remote to select and change column groups and cycle lifts from any column. Includes large screen designed for the toughest shop.

Battery operated with on-board charger - no power cords to clutter up the service bay. Batteries purchased separately for international use.

Inverted hydraulic cylinder rod located inside the carriage, protects chrome piston rod from debris and damage.

Easy to move adjustable forks improve set up time. Adjustment range: 9.25" to 22"

Spring loaded steering and braking system eliminates the need to manually operate the jacks. Prevents movement on sloped floors.

Forklift pockets provide convenient way to relocate columns within your shop.

Fore/Aft and Front End lifting modes in paired operation.



Exclusive LOCK LIGHT™ indicates when a column is on its safety locks.



WATCH THE PRODUCT VIDEO
See how fast and easy it is to set up and operate FLEX lifts



Environmentally-friendly:

- More than 98% recyclable
- Compatible with all bio fluid hydraulic oils
- Surface mounted and portable - no excavation or site prep
- Optional high efficiency LED lighting



FLEX / FLEXMAX 18,800 lb. COLUMN CAPACITIES

MODEL	MCHF419	MCHF619
Column configuration*	4	6
Capacity per set	75,200 lbs.	112,800 lbs.
Rise	70" (1778 mm)	
Column width	45.5" (1156 mm)	
Wheel Rim Size	9"to 24" (228 to 610 mm)	
Clearance / fork to column	10" (254 mm)	
Speed of rise	78 seconds	
Charging voltage	110v charger** (2.5 amps max.)	

FLEX / FLEX MAX 14,000 lb. COLUMN CAPACITIES

MODEL	MCHF414	MCHF614
Column configuration*	4	6
Capacity per set	56,000 lbs.	84,000 lbs.
Rise	69" (1760 mm)	
Column width	43" (1092 mm)	
Wheel Rim Size	9"to 24" (228 to 610 mm)	
Clearance / fork to column	10" (254 mm)	
Speed of rise	68 seconds	
Charging voltage	110v charger** (2.5 amps max.)	

* Two, four, six and eight column configurations are available.
** Call factory for alternate voltage

WIRED MACH™ SERIES LIFTS

MCH18/MCH13

MOBILE LIFTING TECHNOLOGY WITH INTUITIVE CONTROLS AT EACH COLUMN

The MACH SERIES Mobile Column lift system is the faster and easier choice for your maintenance facility. Faster because the set-up time and lifting speed beats the competitor hands down. Easier because there are fewer cords and fewer steps required by the technician to put the lift in service.

Rotary's versatile wired mobile column lifts give you the option of not being tied to a bay. Easy to use design gives techs the option to control lift from any column. Take advantage of the power and mobility to make your repairs anywhere in your shop!

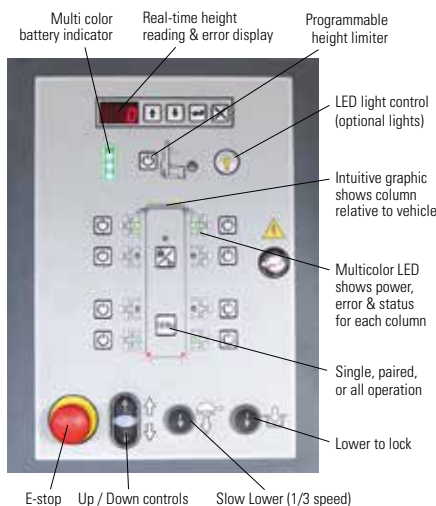


MCHWIRED618
18,000 lbs. capacity column



MODEL FEATURES:

Column capacities at 18,000 lbs. and 13,000 lbs. in configurations of two, four, six or eight columns



Industry exclusive intuitive control console
- no master / slave column
MCH column controls allow the lift to be fully operated from any column.



MCHWIRED413
13,000 lbs. capacity column

AC POWERED LIFT OPTION

Operate your mobile lifting system without the use of batteries.

- 208/230/460 VAC available
- Sold in groups of 2 and 4 configurations

Consult factory representative for details

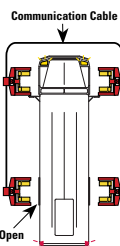
Environmentally-friendly:

- More than 98% recyclable
- Compatible with all bio fluid hydraulic oils
- Surface mounted and portable
 - no excavation or site prep
- Optional high efficiency LED lighting



Retractable Cord Reels with Quick Connect Cables
Easy one-handed connectivity between columns, don't waste time handling cables every time you use the lift. Exclusive to 18K model.

While other mobile column lifts are connected by four cables, Rotary wired columns use just three with **Innovative Horseshoe Wiring**. Wired MCH columns use just three cables which form a horseshoe, so the front or back of the lift is always open. Vehicles can be driven in and out of the bay without having to disconnect and reconnect cables saving time with each service.



MCH18 / 18,000 lb. COLUMN CAPACITIES

MODEL	MCH418	MCH618
Column configuration*	4	6
Capacity per set	72,000 lbs.	108,000 lbs.
Rise	70" (1778 mm)	
Column width	45.5" (1156 mm)	
Wheel Rim Size	9" to 24" (228 to 610 mm)	
Clearance / fork to column	10" (254 mm)	
Speed of rise	78 seconds	
Charging voltage	110v charger** (2.5 amps max.)	

MCH13 / 13,000 lb. COLUMN CAPACITIES

MODEL	MCH413	MCH613
Column configuration*	4	6
Capacity per set	52,000 lbs.	78,000 lbs.
Rise	69" (1760 mm)	
Column width	43" (1092 mm)	
Wheel Rim Size	9" to 24" (228 to 610 mm)	
Clearance / fork to column	10" (254 mm)	
Speed of rise	68 seconds	
Charging voltage	110v charger** (2.5 amps max.)	

Additional lift features include:

- Fully battery operated system with on-board charger
- Inverted hydraulic cylinder rod
- Easy to move adjustable forks
- Forklift pockets
- Spring loaded steering and braking system



Lifts can be field upgraded to wireless!



WATCH THE PRODUCT VIDEO
Learn more about our industry-leading lift features

* Two, four, six and eight column configurations are available.
** Call factory for alternate voltage

EXCLUSIVE / VERSATILE DRIVE-ON CONVERSION 36,000 / 60,000 LBS. CAPACITIES

MACH4 PLUS

RUNWAY LIFTING SYSTEMS

Convert your mobile column series lifts into a heavy duty drive-on lift for vehicle inspection and wheel service.

FEATURES:

Drive on runways accommodate wheelbases up to 33' (396")

Fully hydraulic operation with low electrical usage and controls at all 4 columns

Super fast battery operation. No power? No problem.

Fewer moving parts - no cables or sheaves to maintain equals less maintenance and wear

Internal airlines included for optional rolling jacks and air tools



For MACH and Flex Series Column Lifts

M140015RD
60,000 lbs. capacity lift



Shown: MCH418U100 with M140015 runway system

MACH4 PLUS RUNWAY SYSTEMS

MODELS	M140129CG 413K / 414K MOBILE COLUMNS	M140015RD 418K / 419K MOBILE COLUMNS
Lifting Capacity	35,900 lbs. (16,283kg) †	60,000 lbs. (27,215kg) † †
Maximum Wheelbase	25' (300"/ 7,620mm)* 30' (360"/ 9,144mm)*	33' (396"/ 10,058mm)**
Max. Rise / Floor to top of runway	79" (2,007mm)	78" (1981mm)
Length Overall	33' 11-3/4" (10,358mm) 38' 11-3/4" (11,882mm)	40' 7-1/2" (12,382mm)
Width Overall - outside controls	16' 3-3/8" (4963mm)	15' 11" (4851mm)
Height of Columns when raised	89" (2260mm)	144 - 3/4" (3677mm)
Width of Runways	28" (711mm)	28" (711mm)
Drive Thru Between Columns	12'-4" (3607mm)	11'-10" (3607mm)
Runway Spacing	45" (1143mm)	45" (1143mm)
Rise Time	68 seconds	78 seconds
Ramp Angle	7 degrees	10 degrees
Power Usage	Battery powered Charges on 110V	Battery powered Charges on 110V

† WITH MCH13 SERIES and FLEX 14 SERIES LIFTS † † WITH MCH18 SERIES and FLEX 189 SERIES LIFTS

*Both 25' and 30' runway length models are available as 35,900 lbs. capacity lifts

**Both 28' and 33' runway length models are available as 60,000 lbs. capacity lifts



M140129
36,000 lbs. capacity
For MCH413 and
Flex 14 Mobile Columns
Maximum wheel base 30'

M140015
60,000 lbs. capacity
For MCH418 and
Flex 19 Mobile Columns
Maximum wheel base 33'

OPTIONAL RUNWAY LIFT ACCESSORIES

Rolling Bridge Jacks

Air operated rolling bridge jacks can be attached to the runways creating additional lifting options for greater versatility.

FOR 36,000 lbs. CAPACITY LIFTS

RJ14ABK / 14,000 lbs (6350kg) with lock

RJ22ABK / 22,000 lbs (9979kg) with lock

FOR 60,000 lbs. CAPACITY LIFTS

RJ25BK / 25,000 lbs. (11363 kg) with lock



Air operated rolling bridge jacks

Portable Maintenance Jack Stands

RS20YL / Screw-Type Adjustable

56.1"-82.3" / 20,000 lbs. Capacity

RS20WYL / Welded Version of RS20YL

RS2052SYL / Screw-Type Adjustable

34.3 "-55.5" / 20,000 lbs. Capacity

RS36SYL / Screw-Type Adjustable

55.31"-82.28" / 36,000 lbs. Capacity



All jack stands meet the required ASME PASE-2014 safety requirements for portable service equipment.



Always use safety stands when installing or removing heavy components.

Air Operated Tire and Wheel Lifts

Offers maximum maneuverability and adjustable lifting and lowering speeds. Provides technicians with responsive and easy positioning of the tire and wheel, easy alignment of the wheel and hub and a quick transfer to the wheel balancer. Includes air hose and auxiliary air tool connection.

MW-200 / 200 lbs. capacity

MW-500 / 500 lbs. capacity



MW-200

MW-500

LED Runway Lighting Kit

FA5700 / TECH LIGHT™ Line Light 4



Attach the four 54" light wands to runways for effective, efficient lighting where you need it.

Lighting unit includes:

60W power supply unit

16' cable lengths

8 magnetic suspensions

120V AC input voltage at 60hz

Drive-Thru Ramp Kit

M140099RD / 10' Ramps

Adding a drive-thru ramp kit creates a quick and easy on-off service operation for service bays.



FRAME-ENGAGING 18,000 LBS. CAPACITIES

LIFTING KITS

FORE and AFT END LIFT KITS

Frame-engaging end lift kits enable lifting by the front and rear of the vehicle using stacking adapters.



M140168YL

THE WIDEST REACH IN THE INDUSTRY

For use with two MCH18 or MCH19Flex series columns or for use with two MCH13 or MCH14 Flex series columns
Maximum capacity: 18,000 lbs.
Rise height: 70"



M140168YL

18,000 lbs. capacity lift



Shown: MCH418U100 with M14005YL frame lift kit



OPTIONAL M110108BK

Storage cart for lifting kits

SERVICE TWO VEHICLES AT ONCE USING A SINGLE SET OF 4 COLUMNS!



FORKLIFT SERVICE

M140004 / M140124

FORKLIFT RAMP KITS / 18,000 LBS. CAPACITY

Service forklifts safely with less downtime

Rotary Lift makes it easy to service fork lifts using two 18,000 lbs. or 18,800 lbs. capacity mobile columns. The portable, open platform design easily attaches to the base of the two columns giving the clearance needed to safely raise and service Class II fork lifts. Drive-on / back off or drive-thru operation.

PADDED RISERS MAKE SAFE CONTACT WITH FORKLIFT FRAME

Service motors, axles, wheels, tanks, hoses, drive trains, and more.

M140177

Kit to convert M140004/M140124 into a three wheel system shown below.

M140012

Same as above for Drive-through operation

M110175

Forklift cart for easy mobility of forklift kits



M140124

18,000 lbs. capacity lift



Shown: MCH218U100 with M140124 forklift kit

FORKLIFT RAMPS KITS 18,000 lb. CAPACITIES

MODEL	M140004 / M140124
Capacity per set	18,000 lbs.
Rise	70" (1760 mm)
Column height at full rise	144"
Overall width	Adjustable
Overall length	142"
Platform height	7 1/2"
Runway width	15"
Fork to column clearance	10" (254 mm)
Speed of rise	68 seconds
Charging voltage	110v charger* (2.5 amps max.)

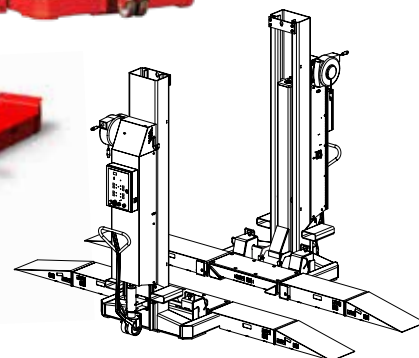
* Call factory for alternate voltage

M140177

Kit converts into a 3-wheel system



THERE'S NO NEED TO BOLT TO SHOP FLOOR WITH QUICK AND EASY INSTALLATION. USE IT IN ANY SHOP ENVIRONMENT - DISASSEMBLES FOR A GREATER WORK AREA.



M140012

Ramps for drive-thru operation

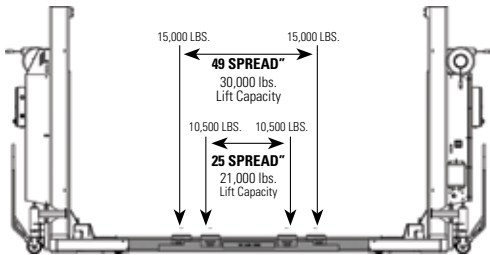
FRAME-ENGAGING

CROSS BEAM KITS

21,000 TO 32,000 LBS. CAPACITIES

Pick up buses, RVs and more with wheels-free, frame-engaging cross beam kits. Beam vehicle spotting allows technicians to service wheels and tires with ease.

All kits are designed for use with the MACH418 or MCHFlex419 Series lifts



CAPACITIES

30,000 lbs. at 49" adapter spread / 15,000 LBS. per adapter
21,000 lbs. at 25" adapter spread / 10,500 LBS. per adapter

ALI THIRD-PARTY GOLD CERTIFIED

LOW PROFILE

M140070YL

30,000 lbs Capacity at maximum 49" adapter spread

21,000 lbs. Capacity at minimum 25" adapter spread

SUPPLIED WITH TWO (2) SUPPORT BLOCKS PER BEAM



Shown: M140070 low profile cross beam with optional jack stands



Shown: MCH418U100 with M140070YL cross-beam kit



Adapters need to be equally spaced off each lift and frame should be centered between lifts to help prevent offset loading. Always ensure adapters have proper frame engagement.

WARNING:

Never raise just one end of the vehicle.
Never exceed rated capacity.

Refer to operating instructions supplied with lift for proper lifting procedures.

Operate mobile column lifts to desired height.
Always use safety stands as needed or when installing or removing heavy components.

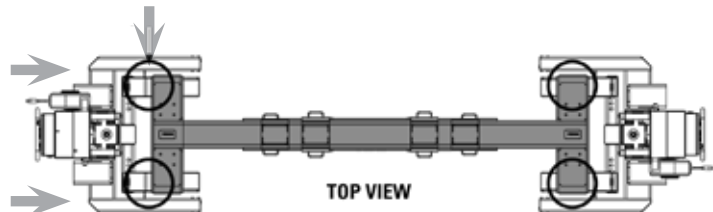


CAUTION:

Never use a bent or damaged crossbeam. Always have an authorized installer make any repairs or replacements.

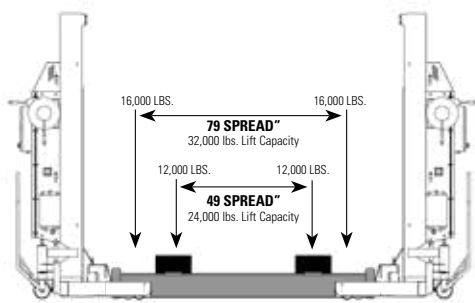
Crossbeams are not to be used as wheel engagement lifts.

Do not change or modify the crossbeam in any manner.



Simply push crossbeam lift adapter into desired position under vehicle.

Push the mobile column fork arms into beam ends completely until ends of crossbeam rest on the heel of the forks. Raise crossbeam and adjust adapters to contact the frame at proper lifting point.



CAPACITIES


32,000 lbs. at 79" adapter spread / 16,000 LBS. per adapter
24,000 lbs. at 49" adapter spread / 12,000 LBS. per adapter
ALI THIRD-PARTY GOLD CERTIFIED

SADDLE BEAM ML41YL

32,000 lbs Capacity at maximum 79" adapter spread

24,000 lbs. Capacity at minimum 49" adapter spread

SUPPLIED WITH TWO (2) SUPPORT BLOCKS PER BEAM



Shown: MCH418U100
with ML41YL forklift kit

DRIVE-ON RAMP STYLE KITS

EXTRA WIDE

FD2448KITYL

28,000 lbs Capacity / 154" DRIVE-THRU WIDTH

DRIVE-ON, 26" WIDE RAMPS WITH WHEEL CHOCKS

**RAMP STYLE KIT DESIGNED
TO SERVICE SNOW REMOVAL
TRUCKS WITH WINGPLOWS**



SHOWN: FD2448
**EXTRA WIDE DRIVE ON
CROSS BEAM KIT**
with TOW HANDLE

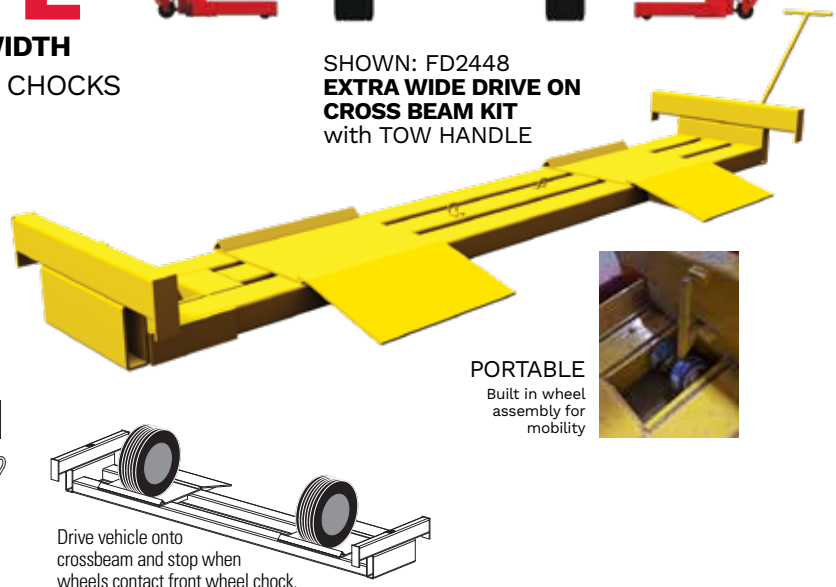
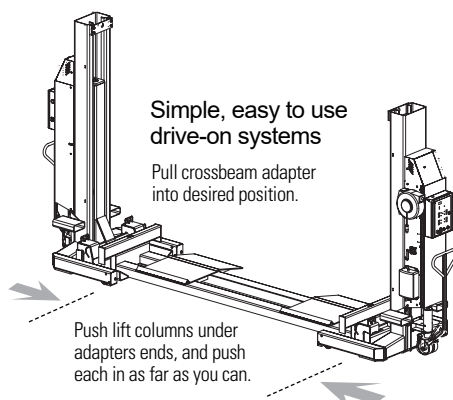
RAMP STYLE BEAM

FD2353KITYL

22,000 lbs Capacity / 130" DRIVE-THRU WIDTH

DRIVE-ON, 26" WIDE RAMPS WITH WHEEL CHOCKS

**RAMP STYLE KIT DESIGNED
FOR RV PICK-UP**



OPTIONAL LIFT ACCESSORIES

M140112 / Locklight™ Safety Light / MCH Kit

Light indicates when lift is set on its locks
Compatible/retrofittable with DC versions of MCH13 and MCH18 columns



M140112

M140115 / Locklight™ Safety Light / MCH Kit

Light indicates when lift is set on its locks
For AC mobile columns and MCH columns with pre-installed pressure gauges

M140171BK / 24V DC LED Service Lamp Kit

Operates on column's battery power. Includes 2 lamps.



M140171BK

M140001RD / Long Fork Kit

Each kit includes two 22" forks and two 8" leg extensions.
Reduces capacity of column to 12,000 lbs.
For 18K MCH and 19K Flex Models



M140001RD

M140041RD / Long Fork Kit

Each kit includes two 20" forks and two 8" leg extensions.
Reduces capacity of column to 14,500 lbs.
For 18K MCH and 19K Flex Models

M110175 / Forklift cart for forklift kits

M120304BK / Large wheel adapter (per column)

M140157 / Analog Weight Gauge Kit for MCH/RCH Series Lifts

M140107 / Analog Weight Gauge for MCH13 columns

M140150 / Pallet Jack Assembly

Available on 13k-19k MCH lift columns. Black only.

M140003 / Pendant Control

For MCH Mobile Column Lift System - With 33' cable

M140014 / Service Chip for standard wired and wireless MCH's

M140144 / Service Chip for FLEX columns only

AC100005 / Rotary programming tool for heavy duty lifts

Software for laptop running Windows XP/7/8/10 (Laptop not included)

M140024 / Wireless Upgrade Kit

Upgrades a single column.
Not available on RCH18 or MCH13 lifts



M120304BK



M140157

Rotary Lift

2700 Lanier Drive
Madison, IN 47250, USA

rotarylif.com



North / South America Information

Sales:

800.640.5438
userlink@rotarylif.com

Tech. Support:

800.445.5438
techlink@rotarylif.com

Global Contact Information

USA: 1.812.273.1622

Canada: 1.905.812.9920

Latin America / Caribbean: 1.812.273.1622

Brazil: +55.11.4534.1995

Government Sales: 800.445.5438 X5655



Advantage!



ValuePoint

HGACBuy



For additional information:

rotarylif.com/Government-Purchasing-Assistance/

Benefits of Mobile Columns

To put it simply, mobile columns make life easier for you and your technicians.

Want more?

See what our customers have to say.

"We wanted a product that was worth the cost and easy to use and supported our core value of safety. What we found with the Rotary lift system is that it helped reduce the number of knee injuries, back injuries and hand injuries."

- James Enright
Regional Maintenance Director Schneider National

"After extensive testing of multiple mobile column lifts, I chose Rotary mobile lifts as having the most advanced design, most options and ease of relocating being the best choice for the city. After receiving the lifts, Rotary's customer service and local distributor experience was exceptional."

- Daniel S. Corbin
Fleet Operations Manager
Summerville, South Carolina

"The thing that really stood out for us was the remote control. We did not see that anyone else would offer that, I think that its definitely helped us be more efficient. Would I recommend Rotary's FLEX series mobile columns? I absolutely would. The quality is there. The service is there. The parts are available and they're an American company."

- Mitch Corwin
Transportation Supervisor
New Albany Floyd County Consolidated School System, New Albany, IN

"Rotary has been a Godsend to us because the main thing is we get vehicles repaired and back on the road quicker. Our down list that we get every day has shrunk to a quarter of the size that is used to be...it makes a huge, huge difference."

- George Jacobs
President, Windy City Limousine and Bus
Chicago, IL

Choose the right lift for your shop.

Rotary Lift.



Lit# MOBILE SERIES Brochure_2020.07

©2020 VEHICLE SERVICE GROUP™, Printed in U.S.A., All Rights Reserved. Unless otherwise indicated, ROTARY LIFT, VEHICLE SERVICE GROUP™, DOVER and all other trademarks are property of Dover Corporation and its affiliates.

Manufactured using the following patents:
US Patent No. 6983196 / US Patent No. 8083034

