VT100HLA-60-CTS

Vertical Tilt-Frame, Automatic Production Band Saw

Quote Number: **1106-26**



*Shown w/ Optional 2nd Main & 3rd Vise

HE&M Saw, Inc.

P.O. Box 1148, Pryor, OK 74362

Toll Free: (888) 729-7787 • Phone: (918) 825-4821 • Fax: (918) 825-4824

www.hemsaw.com

STANDARD FEATURES

Saw: Vertical Tilt-Frame, Automatic Production Band Saw

Saw Capacity: 18" W x 19.5" H @ 90˚ (21.38" w/o cant)

Miter:
18" W x 13.5" H @ 45˚ (L) (14" w/o cant)
18" W x 13" H @ 45˚ (R) (14" w/o cant)
18" W x 9" H @ 60˚ (L) (9.75" w/o cant)
18" W x 5.5" H @ 60˚ (R) (6.5" w/o cant)

Blade Size: 1-1/4" x 15'6" x .042" THK

Arm Cant: 4 degree – can be removed by adjusting arm

Blade Drive: 5 HP, 220V (42 amps)/3PH or 440V (21 amps)/3PH Electrical Motor Requirement.
220V or 440V AC to be specified by the customer at the time of order. 1800 rpm, ball bearing TFC
The customer must ground this saw at the machine with an earth ground rod installed prior to installation for the warranty to be in effect.

Blade Speed: Infinitely variable speed drive controlled through a variable frequency controller and speed is changed from readout on console's touch screen.

Hydraulics: 2 HP Hydraulic System

Power Programmable Tilt: The required angle can be entered on the console and the saw head will travel to that position and lock in place. The angle readout is on the touch screen.

Operator Control: Control Console is located on front of saw, with 8" Omron touch screen controls, for operator convenience. Saw may be operated in semi-automatic mode or fully-automatic mode.
**For this model, HE&M Saw may use a standard refurbished screen with the CTS1 control platform. Standard refurbished screens are fully tested and functional, may show some cosmetic signs of previous use, and will*

include a 2-year warranty.



Touch Screen:

The touch screen display provides easy to use menu navigation to program specific automatic jobs, nested job operations as well as manual functions and programming information required for each job.



Auto Run - This screen allows the operator to set up the computer controlled feed & tilt to run a quick job for automatic cutting once the job has been created in the job program screen. The blade speed, quantity and any cutting operation options, such as extra vises, step feed, etc. can be adjusted from this screen



Program a Job - The operator can create a job program by inputting the desired blade pitch, blade speed, length, height, angle and quantity. After creating a job program the operator can run it as a quick job or save it to the Job Library to recall the information at a later time.

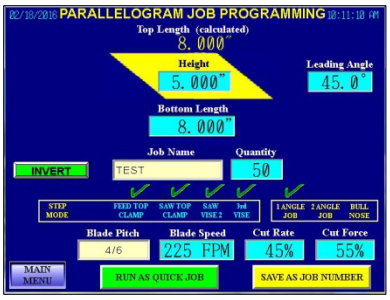

Job Library - The Job Library displays information stored by the operator in an interactive data base that contains up to 1000 jobs including the “Quick Job”, along with specific job information such as length, quantity, blade speeds, etc. It stores a list of programmed jobs that can be reviewed, edited, or called up to run, either as a single job, or a series of jobs to be run in consecutive order.



Program a Series - To save time and material, the saw has the ability to run a sequence of up to 12 job numbers (cuts) in a sequence up to 99 times using the Program Series icon. 100 sequences can be saved to recall at a later time. The operator can enter the job information into the Series Overview screen to create these sequences. There must be jobs programmed in the “JOB LIBRARY” to program a series.



Manual / Semi-Auto Cut - Allows the operator to make a single, semi-automatic or manual cut without creating a job number or a job program. This is a good option when performing a one-time cut.



More - The “MORE” icon provides access to additional settings and features. The operator can adjust settings for various functions such as arm and feed calibration, review information on the blade life and motor hours, or access help files that give instructions on changing the saw blade.

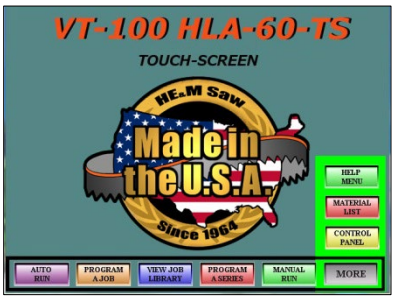

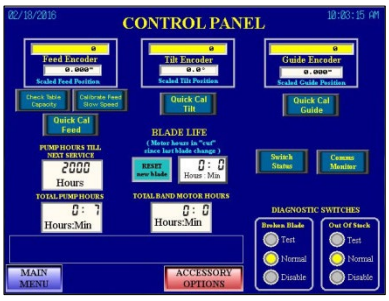

Automatic 0-48” Stroke Hydraulic Motor Bar-Feed (Multiple Index):

All Function Control with capability to feed lengths automatically until saw is out of stock or to a pre-determined number on the touch screen counter. Material Jogging permits incremental control of the shuttle vise to aid in positioning the material for pre-marked cuts.



**Shown w/ Optional 3rd Vise*

Full Stroking Vises: The Main & Feed Vise are full-stroking with adjustable clamping pressure to clamp various metals.





Cut Stop: Forward cut-stop is mechanically linked to the vise and automatically adjusts with the vise opening.

E.C.T. Controls: The Electronic Controlled Traverse (E.C.T.) allows the operator to set blade traverse speed and cutting force for different material sizes and shapes. Each function offers 0 to 100% of the machine's capability as related to total feed force or feed rate.

Carbide Blade Guides: Side and back carbides are flat for maximum blade support.

Cut Watcher® System: A system that monitors the cut for squareness to a pre-set deviation value. The system shuts down the saw when the pre-set value is exceeded. *(PATENT: 5,070,751)*

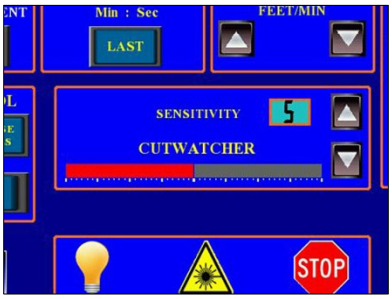

Blade Chip Brush: Powered brush driven by an assembly mounted on the drive wheel removes chips that may become lodged in the blade gullets.

Powered Guide Arm: The upper guide arm is column supported. It is positioned 90˚ to the work and is height adjustable for better blade control to ensure square cuts. Movement of the guide arm is powered from the control console.

Powered Blade Tension:	Blade Tension is powered, assuring and maintaining proper blade tension at all times during the cutting process.
Base Rollers:	Set of idle, non-lifting rollers – one on each side of the saw base.
Built-In Coolant System:	Machine is set up for flood-style coolant system with coolant dispensed a flex-tube nozzle to flood the center of the cut. The saw is fully panned and has bolt-able side wings to return coolant to the tank.
Wash-Down Hose:	A cutting fluid clean-up hose is provided for machine wash down.
Blade Break Switch:	Saw will automatically shut off if the blade breaks.
Out-of-Stock Switch:	The saw shuts off when the feed vise runs out of material.
Safety Key-Lock:	The safety Key-Lock is used to lock out band motor operation while changing the blade. WARNING! The Safety Lockout Key does NOT turn off all power to the saw. To shut down all power, the main disconnect must be turned off.
Safety Guards:	Machine is equipped with blade guards and awareness barriers for safety purposes.

Price:	**$98,295.00 – FOB Pryor, Oklahoma**
Terms:	20% Deposit with order required – balance due Net 30 Days from shipment with approved credit.
Installation:	A factory-trained representative will assist on the installation of the new machine at your facility, and will be available to train all necessary personnel to assure immediate full use of the equipment.
Spare Parts Kit:	A parts kit containing miscellaneous small items such as fittings, fuses, and limit switches is provided for start-up.
Warranty:	The seller will repair or replace to the purchaser, upon inspection, any defective part for a period of one (1) year or 2,000 hours, whichever comes first, from the date of shipment.
Note:	This machine is manufactured in its entirety in Pryor, Oklahoma, USA.
	Parts availability is immediate

OPTIONAL FEATURES

Spray Mist Lubrication: Spray mist lubrication system with a selector switch located on control console to select and to switch back and forth from flood coolant or spray mist lubrication. **Requires Air Supply*

Price: $1,444.00



48" Servo Bar-Feed: The automatic bar-feed has a 0-48" stroke with multiple indexing. The servo twin ball-screw bar-feed allows for faster movement and higher repeatability. The unique design uses two ball-screws to reduce the side loading caused by different size materials allowing for more accurate positioning. A single screw typically results in higher wear on the drive mechanism. The table is capable of 30 fpm movement speeds with material and 50 fpm in retracting without material. The Material Jogging feature permits incremental control of the shuttle vise to aid in positioning the material for pre-marked cuts. **Requires Air Supply*

**Shown w/ Optional Top Clamps*

Price: $12,932.00



Second Main Vise: Additional powered vise on the discharge side of the blade. This full-stroking vise is used for additional clamping.

Price: $4,238.00



3rd Vise on Feed: Works in conjunction with the main holding vise to assist in holding the material while it is being cut and also aids in aligning the material before it goes into the shuttle vise area. It can be disconnected if not needed through a “quick release” valve. Also permits the use of a pusher bar to reduce the remnant end. It reduces the length of the stroke on the bar feed to 0 – 40”.

Price: $4,756.00



Swing-Away Top Clamp: For vertical clamping of structural shapes and when entire “mill bundles” are to be cut. Top Clamp swings out of the way to top load or miter. Note: Maximum capacity of the Top Clamp is capacity at 45˚.

Price: $6,929.00 – Main Vise





Full Capacity Top Clamp: For vertical clamping of structural shapes and when entire “mill bundles” are to be cut. Clamp may need to be retracted to miter arm. Note: Full capacity is at 45˚.

Price: $5,377.00 – Feed Vise





Lift-Up Roller: Power Raised Lift-Up Roller can be added on each side of the saw base for ease of material movement. The roller is power raised from the control console, but roller itself is idle. Customer has the option of purchasing one side only or both sides. For one side only, customer must designate which side of base they want the roller installed on. **Cannot be ordered w/ Servo Bar-Feeds*

Price: $2,272.00 per side



Laser Light System: A laser light that indicates either above or below where the blade will enter the material for the cut.

Price: $1,444.00



Right to Left Feed: Changing the standard left-to-right feed direction to optional right-to-left feed.

Price: $2,996.00

Pedestal Control Console: A control console that is mounted on a pedestal with specified length of the umbilical.

Price: $2,789.00



Roller Discharge Table: Idle Roller Discharge Table for easy material handling after the cut. The table bolts to the saw, is coolant panned and height adjustable to assure true cuts.

Price: 5' Section - $5,687.00
10' Section - $8,896.00



Stock Table: Free standing, non-powered, idle roller table to be used for long length materials. Tables are non-panned for coolant and have 28" roller centers.

Price: 5' x 22" Section - $3,617.00
10' x 22" Section - $5,273.00





Hydraulic Tank Heater and/or Cold Weather Package:

HE&M Saws are designed to operate efficiently at temperatures above 32° F (0° C). If environmental conditions exist below this temperature, we strongly recommend adding a hydraulic tank heater and/or a "cold-weather package" to the saw order.

Hydraulic Tank Heater Price: **$1,237.00**

Cold Weather Package Price: **$5,894.00**

This quotation is firm for thirty (30) days from the date of issue and is not an offer to sell until we have agreed to the options, form of payment, terms, and conditions prior to accepting an order. HEM Inc., whose policy is one of continuous improvement, reserves the right to change the design, price, and/or specifications at any time, without notice, and without incurring any obligations.

Please visit www.hemsaw.com to view photos/videos of this equipment.

Much more than building band saws… Catch a glimpse of what we're made of.



Click to watch HE&M Saw Plant Tour & Band Saw Overview Video

HE&M SAW QUOTE SUMMARY PAGE ***WEB LEAD***

Quote Number: 1106-26
Date: November 11 2026

Lister Concrete
101 Technology Dr.,
Evansdale, IA 50707

Contact: Lee Corkery
Phone: (319) 393-2537
Email: sales@listerconcrete.com

Smith Machinery

Contact: PJ Foutch

Model: VT100HLA-60-CTS

Saw Type: Vertical Band Saw
Capacity: 18" W x 19.5" H @ 90° (21.38" H w/Out Cant)
18" W x 13.5" H @ 45° (L) (14" H w/Out Cant)
18" W x 13" H @ 45° (R) (14" H w/Out Cant)
18" W x 9" H @ 60° (L) (9.75" H w/Out Cant)
18" W x 5.5" H @ 60° (R) (6.5" H w/Out Cant)
Blade: 1-1/4" x 15'6" x .042"
Motor: 5 HP Hydraulics: 2 HP
Operation: Automatic Bar-Feed: 0-48" Stroke Hydraulic Motor (Multiple Index)



**Shown w/ Optional Full Stroking 2nd Main Vise & 3rd Holding Vise on Feed*

Standard Features

Swing-Away Control Console w/ 8" Touch Screen	Cut Watcher® System
Computer Controlled Feed (CCF)	Idle Base Rollers – 1 Each Side of Base
Programmable Powered Tilt w/ Angle Readout	Built-In Coolant System w/ Wash-Down Hose
4° Removable Arm Cant	Boltable Side Wings for Coolant Drainage
Full Stroking Main & Feed Vise	Hydraulic Machine
Electronic Controlled Traverse (Controls Feed Rate & Cutting Force)	220V(42 amps)/3PH or 440V(21 amps)/3PH Electrical Motor Requirement
Variable Blade Speed w/ Readout on Touch Screen	*Amps increase w/added options
Powered Adjustable Guide Arm & Blade Tension	– This is Not a Dual Voltage Machine

Price **$98,295.00**

Optional Features

0-48" Stroke Servo Twin Ball-Screw Bar-Feed	$12,932.00	Spray Mist Lubrication *Requires Air Supply	$1,444.00
3rd Holding Vise on Feed	$4,796.00	Pedestal Mounted Control Console - 12' Umbilical	$2,789.00
Swing-Away Full Capacity Top Clamp - Main Vise	$6,929.00	5' x 22" Idle Roller Discharge Table	$5,687.00
Full Capacity Top Clamp - Feed Vise	$5,377.00	10' x 22" Idle Roller Discharge Table	$8,896.00
Full Stroking 2nd Main Vise	$4,238.00	5' x 22" Idle Non-Panned Roller Stock Table	$3,617.00
Powered Raised Lift-Up Roller (Priced Per Side)		10' x 22" Idle Non-Panned Roller Stock Table	$5,273.00
*Cannot Order With Servo Bar-Feeds	$2,272.00	Hydraulic Tank Heater	$1,237.00
Laser Light System	$1,444.00	Cold Weather Package	$5,894.00
Right to Left Feed Direction	$2,996.00		

Terms: 20% Deposit with order required – balance due Net 30 Days from shipment with approved credit.

*Price Subject to Taxes and Freight

If you wish to proceed with this order, please sign here and e-mail back to nblakemore@hemsaw.com

_____ PO#: _____

Please confirm your voltage here: _____

NOTE: HEM INC. WHOSE POLICY IS ONE OF CONTINOUS IMPROVEMENTS,
RESERVES THE RIGHT TO CHANGE SPECIFICATIONS, PRICE OR DESIGN
AT ANY TIME WITHOUT NOTICE AND WITHOUT INCURRING OBLIGATIONS
ALL DIMENSIONS +/- 2.00"

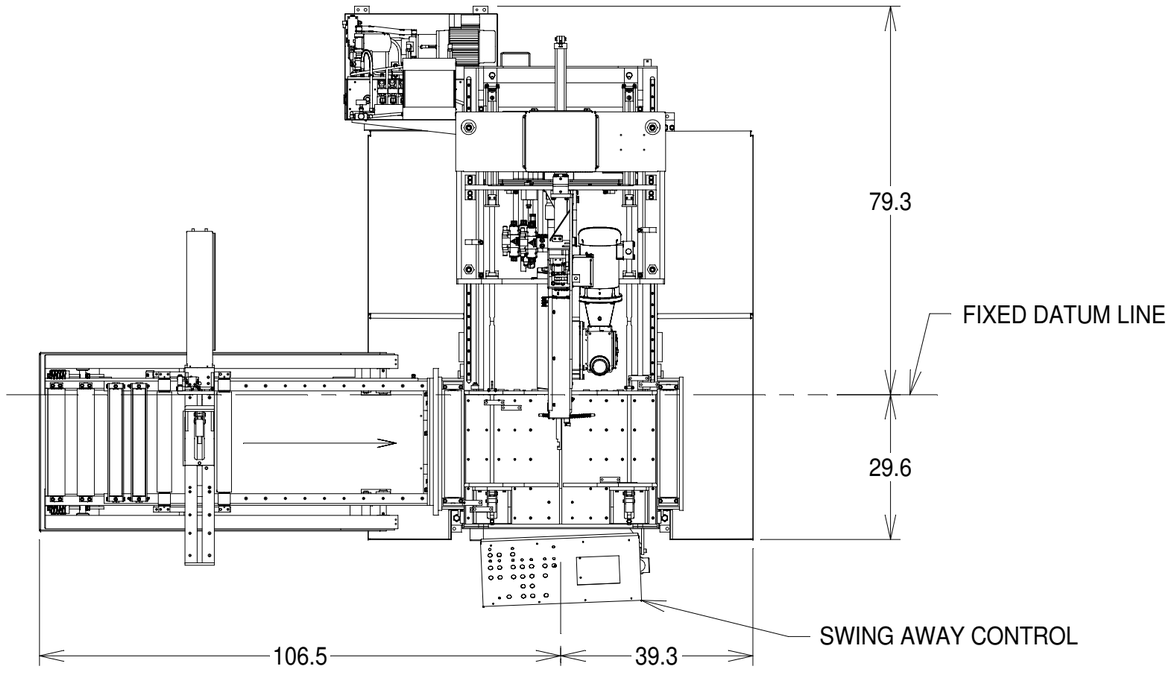

FINAL
ENGINEERING RELEASED

APPROVAL _____

DATE _____

VOLTAGE _____

2022 COPYRIGHT HEM Inc. All rights reserved. No part of this document may be copied without written permission.

HE&M ,INC.
MID-AMERICA INDUSTRIAL DISTRICT
P.O. BOX 1148 PRYOR, OK 74361

LAYOUT

VT100HLA60 - F105LV 48"

B-006516-603-01-A

Intech Funding
Part of Verdant Commercial Capital

Financing for Manufacturing Companies Nationwide
www.intechfunding.com

John Mireles
Vice President
Direct: (626) 521-5355
Office: (800) 553-9208
jmireles@intechfunding.com

Complete online at intechfunding.com/application or email to *jmireles@intechfunding.com*

COMPANY NAME _____ EMAIL _____

ADDRESS _____ CITY/STATE/ZIP _____

YEARS IN BUSINESS _____ EQUIPMENT LOCATION _____

PHONE (_____) _____ FEDERAL TAX ID# _____ ANNUAL SALES $ _____

☐ SOLE PROPRIETORSHIP ☐ PARTNERSHIP ☐ LLC ☐ CORPORATION STATE OF INCORP _____

PRINCIPAL/NAME/TITLE _____ % OWNER _____

SSN# _____ DATE OF BIRTH ____ / ____ / ____ SIGNATURE _____

HOME ADDRESS _____ CITY/STATE/ZIP _____

PHONE/CELL _____ EMAIL _____

PRINCIPAL/NAME/TITLE _____ % OWNER _____

SSN# _____ DATE OF BIRTH ____ / ____ / ____ SIGNATURE _____

HOME ADDRESS _____ CITY/STATE/ZIP _____

PHONE/CELL _____ EMAIL _____

EQUIPMENT TO BE FINANCED/SELLER/PRICE _____

For security purposes and to help the government fight terrorism & money laundering activities, federal law requires all financing institutions to obtain, verify, and record information that identifies each person or commercial entity who opens an account or obtains financing. For this reason, we will ask for your name, address, date of birth, Social Security/Tax Identification Number and other information that will allow us to identify you. We may also ask other questions or request other client due diligence documents meant to verify your individual or commercial identity.

Equal Credit Opportunity Act ("ECOA") Notice:
Note: if your application for business credit is denied, you have the right to a written statement of the specific reasons for denial. To obtain the statement, please contact our ECOA Compliance Representative at Verdant Commercial Capital, LLC at the address noted herein within 60 days from the date you are notified of your denial. Within 30 days of receiving your request, we will send you a written statement specifying the reasons for the denial. The Federal ECOA prohibits creditors from discriminating against credit applicants on the basis of race, color, religion, national origin, sex, marital status, age (provided that the applicant has the capacity to enter into a binding contract), because all or part of the applicant's income derives from any public assistance program or because the applicant has in good faith exercised any right under the Consumer Credit Protection Act. The federal agency that administers compliance with this law concerning the creditor is the Consumer Financial Protection Bureau, 1700 G Street NW, Washington, DC 20006.

"You," the "Applicant" (both terms include the business entity as well as all the individuals named above) certify to us that you are applying for credit for business reasons, and not for personal, family or household purposes. Applicant authorizes Verdant Commercial Capital, LLC and its present, future and prospective successors and/or assigns to obtain information from others concerning Applicant's credit and trade standing, including Applicant's personal credit report, and other relevant information impacting this application, and if the request is approved, from time to time during the term of the transaction. In addition to the information requested on this application, we may subsequently request additional information from the Applicant(s).

SIGNATURE _____ DATE _____